


ATLAS

Crawler Excavator | 225LC, 225NLC

ROBUST. PRECISE. ECONOMICAL.

225LC



-  max. 23,9 t
-  116 kW (158 hp)
-  0,43 - 1,37 m³



Technical specifications

ENGINE

Power according to ISO 9249.....116 kW (158 HP)	Cylinder capacity.....6700 cm ³	Air filter.....Dry air filter
RPM1800/min	Number of cylinders.....6	Battery.....2 x 12 V / 100 Ah
Make/model...Cummins / QSB 6.7 (Stage 3B)	Automatic idle Standard	Alternator.....24 V / 70 Ah
Design.....Turbocharger/LLK	Cooling system.....Water-cooled	Starter.....24 V / 3,2 kW

HYDRAULIC SYSTEM

- 2 load-limit-controlled high-performance piston pumps
- Dual-circuit hydraulics system
- 7 standard consumer loads in one control block
- Sensitive, proportional, independent control
- Primary and secondary protection against overload
- Suction valves for all work functions
- Load-retaining and fine-lowering valve in lifting circuit
- Pump flow control
- Grab function is standard (without rotating)
- Fuel-efficient flow-on-demand control
- Pipe break protection valves for lifting cylinders
- Up to 2 additional control circuits possible
- Max. oil flow.....400 l/min
- Max. operating pressure.340 (370)* bar
- Operating models:
3 pre-programmed Models (Fine, Eco, Power)

SWING ASSEMBLY

- Swing motor: Axial piston motor with priority valve
- Swing gear: Multistage planetary transmission
- Swing brake: Automatic multidisc parking brake (can also be operated manually)
- Max. swing speed14,5/min
- Swing torque63,16 (68,73)* kNm

TRACTION DRIVE AND BRAKES

- Steering: 2 control levers / pedals enable separate drive of both chains
- Traction drive: 2 automatic drive positions
- Brakes: Hydraulic, service-free multidisc brakes
- Maximum speed.....3,3 / 5,1 km/h
- Tractive force.....197* kN
- Max. climbing power.70 %

UNDERCARRIAGE

- | | | |
|---|-----------------------------|---|
| Construction: | Drives: | |
| • X-frame | • Drive quality B60 | • Chain tension via hydraulic oil cylinder and pre-tensioned steel spring |
| • Lifetime lubrication of track and carrier rollers | • Three-section base plates | • Track LC12,20 m |
| • 4 lashing grommets | • Chains lubricated | • Track LC22,40 m |
| | • Sealed bolts | • Track NLC2,00 m |

FILL CAPACITIES

- | | | |
|-------------------------------|---------------------------------|-----------------------------------|
| • Fuel tank389 liter | • Engine oil.....20 liter | • Hydraulic System290 liter |
| • Cooling system.....42 liter | • Hydraulic tank216 liter | |

DRIVER'S CAB

- | | | |
|--|--|---|
| <ul style="list-style-type: none"> • Meets latest safety standards • Extra-wide entrance • Spacious leg room • Excellent circumferential visibility • Preparation for radio installation with mute function | CONTROL: <ul style="list-style-type: none"> • Ergonomically designed joysticks • Clear and concise arrangement of the switches in the control panel | CLIMATE CONTROL: <ul style="list-style-type: none"> • Air conditioning equipped as standard • Very good air distribution through optimally arranged nozzles |
| DRIVER'S SEAT: <ul style="list-style-type: none"> • Air-cushioned comfort seat (optional seat heating) • Arm rests and lumbar support • Seat adjustable separately from console | MONITORING: <ul style="list-style-type: none"> • Operating data screen display • Automatic system for monitoring, warning and storage of data | SOUND LEVELS: <ul style="list-style-type: none"> • ISO 6396 (L_{pA}) in driver's cab 72 dB(A) • 2000/14 EG (L_{wA}) ambience level.....101 dB(A) |

* Values when pressure is switched on

Working equipment

OPERATING WEIGHTS	Crawler Excavator 225LC1	Crawler Excavator 225NLC
Monoblock	Monoblock 5,68 m (C21.3M) Stick 2,70 m (D21.2)	Monoblock 5,68 m (C21.3M) Stick 2,70 m (D21.2)
Ground plate width 500 mm	-	22,3 t
Ground plate width 600 mm	22,7 t	22,6 t
Ground plate width 700 mm	23,0 t	22,9 t
Ground plate width 800 mm	23,3 t	23,2 t

OPERATING WEIGHTS	Crawler Excavator 225LC1		Crawler Excavator 225NLC	
Adjustable base arm 1,95 m (C21.41)	1,95 m (C21.41) 3,41 m (C21.46)	1,95 m (C21.41) 3,41 m (C21.46)	1,95 m (C21.41) 3,41 m (C21.46)	1,95 m (C21.41) 3,41 m (C21.46)
Adjustable boom 3,41 m (C21.46)	Stick 2,15 m (D21.23)	Stick 2,65 m (D21.33)	Stick 2,15 m (D21.23)	Stick 2,65 m (D21.33)
Ground plate width 500 mm	-	-	22,6 t	22,6 t
Ground plate width 600 mm	23,0 t	23,0 t	22,9 t	22,9 t
Ground plate width 700 mm	23,3 t	23,3 t	23,2 t	23,2 t
Ground plate width 800 mm	23,6 t	23,6 t	23,4 t	23,4 t

Operating weight with driver, completely filled implement and 1,0 t for attachments

STANDARD EQUIPMENT

Engine:

- Emission level
- 6 cylinders
- Engine speed adjustment via potentiometer
- Automatic idle
- Diesel pre-filter
- Engine monitoring

- Cylinder end-position damping
- Accumulator for emergency lowering of the arm system

Cab:

- Air conditioner
- Preparation for radio installation with mute function
- Air-cushioned comfort seat
- Seat adjustable separately from console
- Ready for electric cooling box
- Different options for storage, compartment for documents
- Bottle holder
- Heat-insulating glass, tinted windows
- Operating data screen display
- Rear view security camera with 5 inch LCD-colour monitor

Superstructure:

- Spacious and lockable storage space in superstructure

Equipment:

- Combined lubricating points for swing bearing and arm equipment

Hydraulics:

- Load-limit-controlled double displacement pump
- Hydraulic attachment kit for grabbing (without rotation)
- Hammer hydraulics (max. 200 Liter)
- Quadrant hydraulics (max. 200 Liter)
- Pipe-break protection valves for lifting cylinders
- Pressure control level

Undercarriage:

- X frame
- Integrated, hydraulic traction drive with brake valve
- Automatic, hydraulic, service-free multi-disc brakes
- Chain tensioning can be adjusted via oil cylinder
- Lubricated, sealed chains
- 4 lashing grommets on the undercarriage

SPECIAL EQUIPMENT

Monoblock:

- Monoblock with stick cylinder 5,68 m (C21.3M)
- Monoblock with stick cylinder 6,50 m (C21.5M)

Engine:

- Refueling pump
- Auxiliary heating
- Cold start assistance

Equipment:

- Automatically controlled and monitored electric central lubrication system
- GPS/GSM telemetric system for monitoring of operating data, consumption, position
- Xenon working lights

Stick for Monoblock:

- Stick 2,70 m (D21.2)
- Stick 3,20 m (D21.3)

Hydraulics:

- Shear / sorting grab function with comfort pressure controller
- Grab and grab rotating function
- Up to two additional circuits
- Floating function for the boom
- Hydraulic quick coupler
- Pipe-break protection valve for bending cylinder
- Pipe-break protection valves for lifting cylinders
- Bio oil

Cab:

- Cab protection guard
- Flood lights
- Beacon light
- Radio CD/MP3, front AUX in, USB
- Heated driver's seat
- Electric cooling box

Adjustable booms:

- Base arm 1,95 m (C21.41)
- Adjustable boom adjusting cylinder 3,41 m (C21.46)
- Adjustable boom adjusting cylinder 3,83 m (C21.461)

Sticks for adjustable booms:

- Stick 2,15 m (D21.23)
- Stick 2,65 m (D21.33)

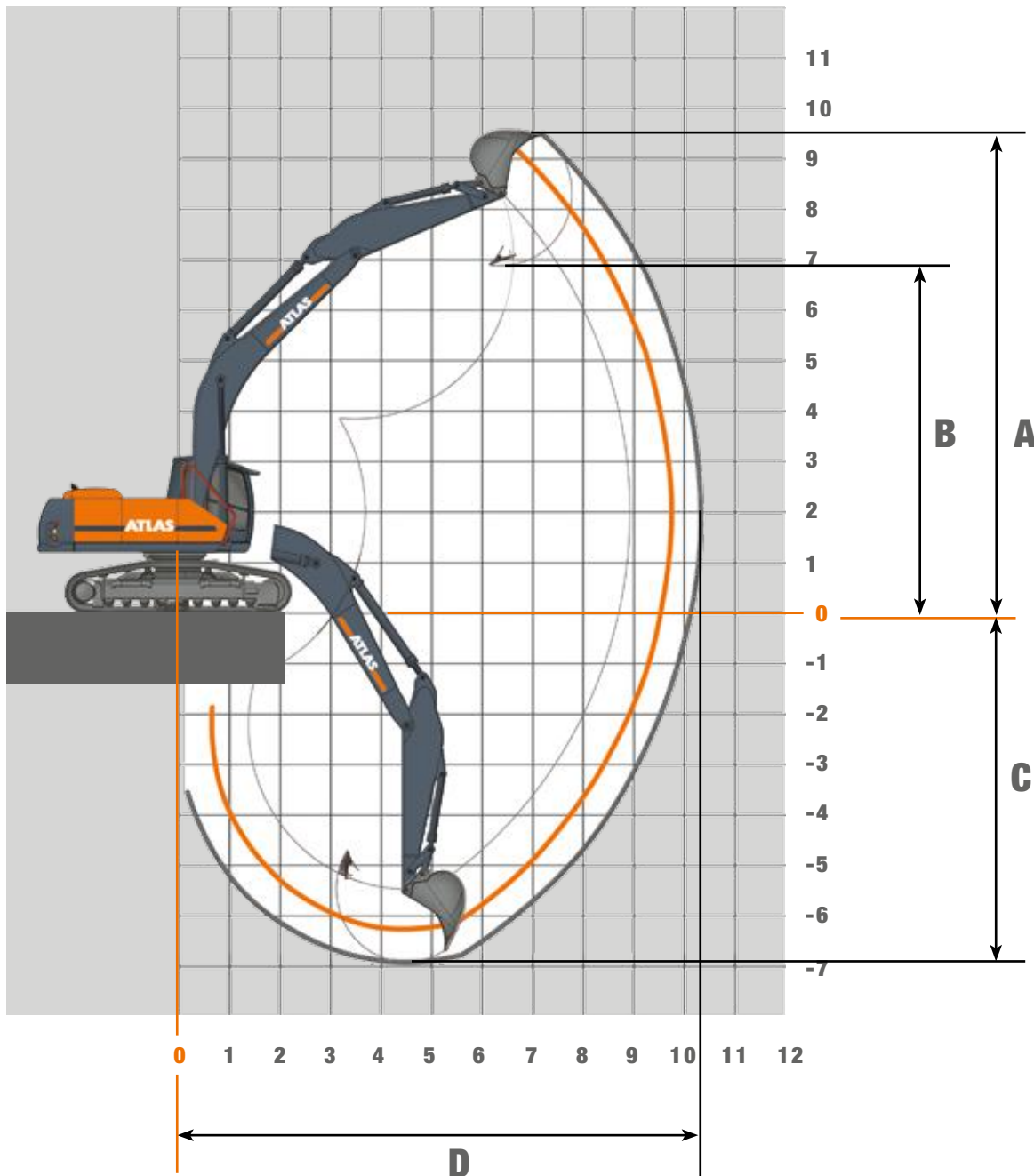
Other special equipment: See price list

ATTACHMENTS (SELECTION)

	Bucket	Bucket	Bucket	Bucket	Bucket
Content SAE	0,43 m ³	0,63 m ³	0,94 m ³	1,16 m ³	1,37 m ³
Cutting width	600 mm	800 mm	1100 mm	1300 mm	1500 mm
Weight	470 kg	640 kg	820 kg	880 kg	915 kg

stability acc. to ISO 10567, bulk weight 1.8 t/m³

Working ranges Monoblock 5,68 m (C 21.3M)



STICK LENGTHS	2,70 m (D21.2)	3,20 m (D21.3)
A Max. cut-in height	9,40 m	9,64 m
B Max. pouring height	6,69 m	6,93 m
C Max. trench depth	6,34 m	6,84 m
D Max. reach	9,83 m	10,32 m
Max. bucket digging force	132* kN	132* kN
Max. stick digging force	92* kN	82* kN

Lifting capacities Monoblock 5,68 m (C21.3M)

225LC Lifting capacity at 360 bar

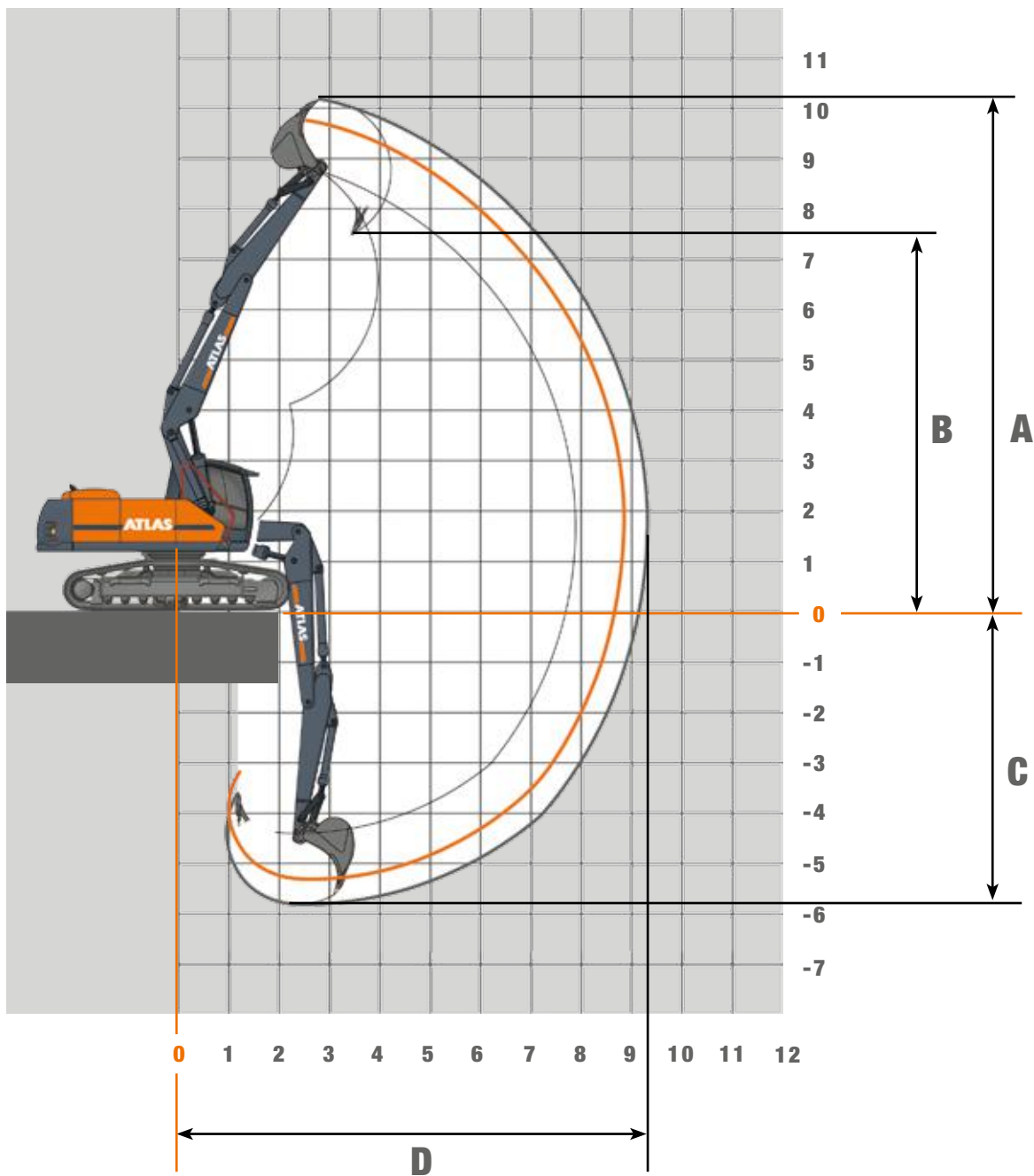
HEIGHT	3,0 m		4,5 m		6,0 m		7,5 m		9,0 m	
	FRONT	LATERAL	FRONT	LATERAL	FRONT	LATERAL	FRONT	LATERAL	FRONT	LATERAL
Monoblock 5,68 m (C21.3M) with stick 2.70 m (D21.2) Max. reach 9.83 m										
+ 9,0 m										
+ 7,5 m					4861*	4861*				
+ 6,0 m					6464*	5172				
+ 4,5 m			8491*	7682	7092*	4984	5795	3532		
+ 3,0 m			10665*	7023	7978	4705	5662	3413		
+ 1,5 m			12050	6468	7664	4434	5514	3280		
+ 0 m			11725	6209	7452	4252	5404	3182		
- 1,5 m	9804*	9804*	11728	6212	7399	4206	5406	3184		
- 3,0 m	15161*	12074*	11118*	6347	7502	4295				
- 4,5 m			8120*	6644						
Monoblock 5,68 m (C21.3M) with stick 3.20 m (D21.3) Max. reach 10.32 m										
+ 9,0 m										
+ 7,5 m										
+ 6,0 m							4268*	3642		
+ 4,5 m					6555*	5057	5608*	3568		
+ 3,0 m			9775*	7159	7539*	4745	5684	3422		
+ 1,5 m			11732*	6498	7673	4428	5504	3261		
+ 0 m			11646	6126	7405	4197	5361	3132		
- 1,5 m			11534	6036	7286	4095	5309	3086		
- 3,0 m	14330*	11649	11580*	6136	7347	4147				
- 4,5 m	12736*	12104	9285*	6389	6540*	4366				

225NLC Lifting capacity at 370 bar

HEIGHT	3,0 m		4,5 m		6,0 m		7,5 m		9,0 m	
	FRONT	LATERAL	FRONT	LATERAL	FRONT	LATERAL	FRONT	LATERAL	FRONT	LATERAL
Monoblock 5,68 m (C21.3M) with stick 2.70 m (D21.2) Max. reach 9.83 m										
+ 9,0 m										
+ 7,5 m					4861*	4324				
+ 6,0 m					6464*	4324				
+ 4,5 m			8491*	6327	7092*	4143	5770	2930		
+ 3,0 m			10665*	4206	7944	3876	5637	2815		
+ 1,5 m			11996	5183	7630	3616	5489	2687		
+ 0 m			11672	4939	7418	3441	5379	2591		
- 1,5 m	9804*	9028	11675	4941	7365	3397	5381	2593		
- 3,0 m	15161*	9264	1118*	5069	7468	3482				
- 4,5 m			8120*	5349						
Monoblock 5,68 m (C21.3M) with stick 3.20 m (D21.3) Max. reach 10.32 m										
+ 9,0 m										
+ 7,5 m										
+ 6,0 m							4168*	3034		
+ 4,5 m					6555*	4209	5608*	2963		
+ 3,0 m			9775*	5829	7539*	3910	5659	2820		
+ 1,5 m			11732*	5205	7639	3606	5479	2664		
+ 0 m			11593	4854	7371	3384	5336	2540		
- 1,5 m			11480	4770	7252	3286	5284	2495		
- 3,0 m	14330*	8871	11580*	4864	7313	3337				
- 4,5 m	12736*	9281	9285*	5102	6540*	3546				

The specified max. loading capacities in kilogram include a stability of 33% or are calculated at 87% of the hydraulic lifting power, as per ISO10567. These values are applicable at the tip of the arm with optimum positioning of the corresponding arm system and with the pressure switched on. * Value limited due to hydraulics.

Working ranges Adjustable Boom 1,95 m (C 21.41) and 3,41 m (C21.46)



STICK LENGTHS	2,15 m (D21.23)	2,65 m (D21.33)
A Max. cut-in height	9,75 m	10,16 m
B Max. pouring height	7,05 m	7,46 m
C Max. trench depth	5,43 m	5,93 m
D Max. reach	8,90 m	9,29 m
Max. bucket digging force	133 (145)* kN	133 (145)* kN
Max. stick digging force	103 (113)* kN	90 (98)* kN

Lifting capacities Adjustable Boom 1,95 m (C 21.41) und 3,41 m (C21.46)

225LC Lifting capacity at 360 bar

HEIGHT	3,0 m		4,5 m		6,0 m		7,5 m		9,0 m	
	FRONT	LATERAL	FRONT	LATERAL	FRONT	LATERAL	FRONT	LATERAL	FRONT	LATERAL
Adjustable boom 1.95 m (C21.41) and 3.41 m (C21.46) with stick 2.15 m (D21.23) Max. reach 8.90 m										
+ 8,0 m										
+ 7,0 m			6257*	6257*						
+ 6,0 m			6161*	6161*	5724*	4731				
+ 5,0 m	8165*	8165*	6638*	6638*	5966*	4818				
+ 4,0 m	9968*	9968*	7526*	7090*	6246*	4830				
+ 3,0 m	10094*	10094*	8631*	6996*	6661*	4820				
+ 2,0 m	12354*	12324	9628*	6944	7081*	4761	4698*	3260		
+ 1,0 m	13945*	12365	10220*	6945	7390*	4658	4118*	3224		
+ 0 m	15925*	12458	10358*	7031	7498*	4529				
- 1,0 m	16889*	12424	10437*	6852	7617*	4400				
- 2,0 m	17111*	12247	10692*	6595	7103*	4336				
- 3,0 m										
- 4,0 m										
Adjustable boom 1.95 m (C21.41) and 3.41 m (C21.46) with stick 2.65 m (D21.33) Max. reach 9.29 m										
+ 8,0 m			5488*	5488*						
+ 7,0 m			5450*	5450*						
+ 6,0 m			5474*	5474*	5402*	4885				
+ 5,0 m			5971*	5971*	5507*	4877	5100*	3807		
+ 4,0 m	9259*	9259*	6865*	6865*	5849*	4842	5494*	3832		
+ 3,0 m	10131*	10131*	8010*	7013	6319*	4803	5724*	3819		
+ 2,0 m	12414*	12298	9133*	6939	6809*	4787	5988*	3773		
+ 1,0 m	13537*	12273	9936*	6915	7212*	4788	6203*	3703		
+ 0 m	15198*	12348	10288*	6948	7436*	4645	6294*	3618		
- 1,0 m	16615*	12522	10349*	6918	7492*	4490	6299*	3539		
- 2,0 m	16912*	12288	10472*	6736	7581*	4367	4456*	3512		
- 3,0 m	17426*	12206	10629*	6512	6365*	4332				
- 4,0 m	15599*	11996	8255*	6482						

225NLC Lifting capacity at 360 bar

HEIGHT	3,0 m		4,5 m		6,0 m		7,5 m		9,0 m	
	FRONT	LATERAL	FRONT	LATERAL	FRONT	LATERAL	FRONT	LATERAL	FRONT	LATERAL
Adjustable boom 1.95 m (C21.41) and 3.41 m (C21.46) with stick 2.15 m (D21.23) Max. reach 8.90 m										
+ 8,0 m										
+ 7,0 m			6257*	6257*						
+ 6,0 m			6161*	6161*	5724*	4316				
+ 5,0 m	8165*	8165*	6638*	6603	5966*	4403				
+ 4,0 m	9968*	9968*	7526*	6508*	6246*	4431				
+ 3,0 m	10094*	10094*	8631*	6419	6661*	4414				
+ 2,0 m	12354*	11109	9628*	6368	7081*	4351	4698*	2964		
+ 1,0 m	13945*	11135*	10220*	6378	7390*	4247	4118*	2928		
+ 0 m	15925*	11237	10358*	6373	7498*	4119				
- 1,0 m	16889*	11003	10437*	6199	7617*	3992				
- 2,0 m	17111*	10635	10692*	5949	7103*	3929				
- 3,0 m	17259*	10670	9882*	5843						
- 4,0 m										
Adjustable boom 1.95 m (C21.41) and 3.41 m (C21.46) with stick 2.65 m (D21.33) Max. reach 9.29 m										
+ 8,0 m			5488*	5488*						
+ 7,0 m			5450*	5450*						
+ 6,0 m			5474*	5474*	5402*	4479				
+ 5,0 m			5971*	5971*	5507*	4495				
+ 4,0 m	9259*	9259*	6865*	6549	5849*	4466	4610*	3089		
+ 3,0 m	10131*	10131*	8010*	6436	6319*	4434	5520*	3086		
+ 2,0 m	12414*	11089	9133*	6359	6809*	4427	5686*	3054		
+ 1,0 m	13537*	11071	9936*	6337	7212*	4378	5760	3001		
+ 0 m	15198*	11140*	10288*	6387*	7436*	4235	5695	2939		
- 1,0 m	16615*	11111	10349*	6263	7492*	4083	3572*	2905		
- 2,0 m	16912*	10872	10472*	6086	7581*	3959				
- 3,0 m	17426*	10794	10629*	5868	6365*	3925				
- 4,0 m	15599*	10595	8255*	5839						

The specified max. loading capacities in kilogrammes include a stability of 33% or are calculated at 87% of the hydraulic lifting power, as per ISO10567. These values are applicable at the tip of the arm with optimum positioning of the corresponding arm system and when the pressure is switched on. *Value limited due to hydraulics.

Lifting capacities Adjustable Boom 1,95 m (C 21.41) und 3,83 m (C21.461)

225LC Lifting capacity at 360 bar

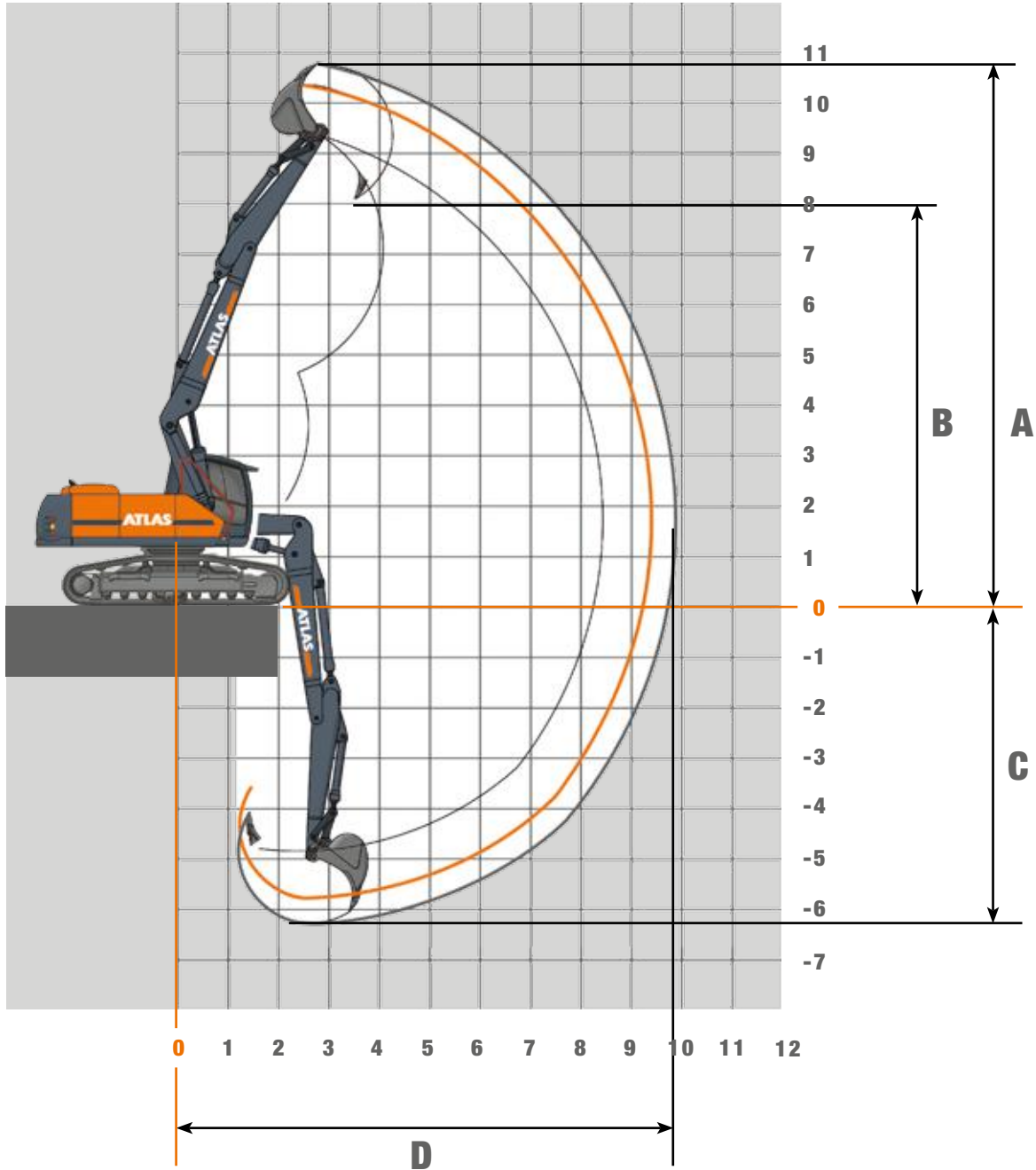
HEIGHT	3,0 m		4,5 m		6,0 m		7,5 m		9,0 m	
	FRONT	LATERAL	FRONT	LATERAL	FRONT	LATERAL	FRONT	LATERAL	FRONT	LATERAL
Adjustable boom 1.95 m (C21.41) and 3.83 m (C21.461) with stick 2.15 m (D21.23) Max. reach 9.36 m										
+ 8,0 m			6432*	6432*						
+ 7,0 m			5859*	5859*						
+ 6,0 m			6041*	6041*	5581*	4678				
+ 5,0 m	8906*	8906*	6681*	6681*	5742*	4678				
+ 4,0 m	7568*	7568*	7675*	6804	6107*	4643	5438*	3217		
+ 3,0 m	7691*	7691*	8811*	6698	6557*	4613	5543*	3217		
+ 2,0 m	10275*	10275*	9725*	6645	6980*	4607	5628	3186		
+ 1,0 m	12354*	11861	10149*	6649	7275*	4592	5625	3138		
+ 0 m	14677*	11965	10209*	6713*	7374*	4451	5564	3080		
- 1,0 m	16533*	11914	10286*	6608	7438*	4303				
- 2,0 m	16901*	11783	10434*	6484	7526*	4189				
- 3,0 m	17457*	11811	10554*	6282	6094*	4165				
- 4,0 m	15220*	11669								
Adjustable boom 1.95 m (C21.41) and 3.83 m (C21.461) with stick 2.65 m (D21.33) Max. reach 9.84 m										
+ 8,0 m			5474*	5474*						
+ 7,0 m			5201*	5201*	5186*	4722				
+ 6,0 m			5426*	5426*	5122*	4741				
+ 5,0 m			6060*	6060*	5348*	4704	5045*	3308		
+ 4,0 m	8021*	8021*	7043*	6853	5752*	4656	5131*	3332		
+ 3,0 m	8174*	8174*	8212*	6718	6246*	4607	5316*	3322		
+ 2,0 m	10638*	10638*	9266*	6642	6732*	4579	5520*	3285*		
+ 1,0 m	11944*	11780	9929*	6611	7113*	4588	5603*	3226		
+ 0 m	13833*	11861	10140*	6648	7315*	4589	5628	3152		
- 1,0 m	15820*	12001	10195*	6657	7362*	4419	5557	3082		
- 2,0 m	16707*	11804	10306*	6530	7491*	4254	4822*	3053		
- 3,0 m	17000*	11738	10623*	6361	7238*	4166				
- 4,0 m	17017*	11659	9753*	6244						

225NLC Lifting capacity at 360 bar

HEIGHT	3,0 m		4,5 m		6,0 m		7,5 m		9,0 m	
	FRONT	LATERAL	FRONT	LATERAL	FRONT	LATERAL	FRONT	LATERAL	FRONT	LATERAL
Adjustable boom 1.95 m (C21.41) and 3.83 m (C21.461) with stick 2.15 m (D21.23) Max. reach 9.36 m										
+ 8,0 m			6432*	6429						
+ 7,0 m			5859*	5859*						
+ 6,0 m			6041*	6041*	5581*	4264				
+ 5,0 m	8906*	8906*	6681*	6354	5742*	4301				
+ 4,0 m	7568*	7568*	7675*	6225	6107*	4271	5438*	5438*		
+ 3,0 m	7691*	7691*	8811*	6131	6557*	4247	5543*	5543*		
+ 2,0 m	10275*	10275*	9725*	6085	6980*	4254*	5612	5612		
+ 1,0 m	12354*	10657	10149*	6081	7275*	4183	5600	5600		
+ 0 m	14677*	10761	10209*	6116	7374*	4041	5539	5539		
- 1,0 m	16533*	10517	10286*	5962	7438*	3896				
- 2,0 m	16901*	10392	10434*	5841	7526*	3785				
- 3,0 m	17457*	10420	10554*	5645	6094*	3761				
- 4,0 m	15220*	10284								
Adjustable boom 1.95 m (C21.41) and 3.83 m (C21.461) with stick 2.65 m (D21.33) Max. reach 9.84 m										
+ 8,0 m			5474*	5474*						
+ 7,0 m			5201*	5201*	5186*	4307				
+ 6,0 m			5426*	5426*	5122*	4355				
+ 5,0 m			6060*	6060*	5348*	4327	5045*	3010		
+ 4,0 m	8021*	8021*	7043*	6278	5752*	4281	5131*	3034		
+ 3,0 m	8174*	8174*	8212*	6156	6246*	4240	5316*	3025		
+ 2,0 m	10638*	10590	9266*	6076	6732*	4216	5520*	2988		
+ 1,0 m	11944*	10578*	9929*	6049	7113*	4234*	5583	2930		
+ 0 m	13833*	10650	10140*	6086	7315*	4176	5603	2857		
- 1,0 m	15820*	10599	10195*	6008	7362*	4009	5532	2787		
- 2,0 m	16707*	10411	10306*	5885	7491*	3848	4822*	2759		
- 3,0 m	17000*	10348	10623*	5720	7238*	3762				
- 4,0 m	17017*	10274	9753*	5607						

The specified max. loading capacities in kilogram include a stability of 33% or are calculated at 87% of the hydraulic lifting power, as per ISO10567. These values are applicable at the tip of the arm with optimum positioning of the corresponding arm system and with the pressure switched on. * Value limited due to hydraulics.

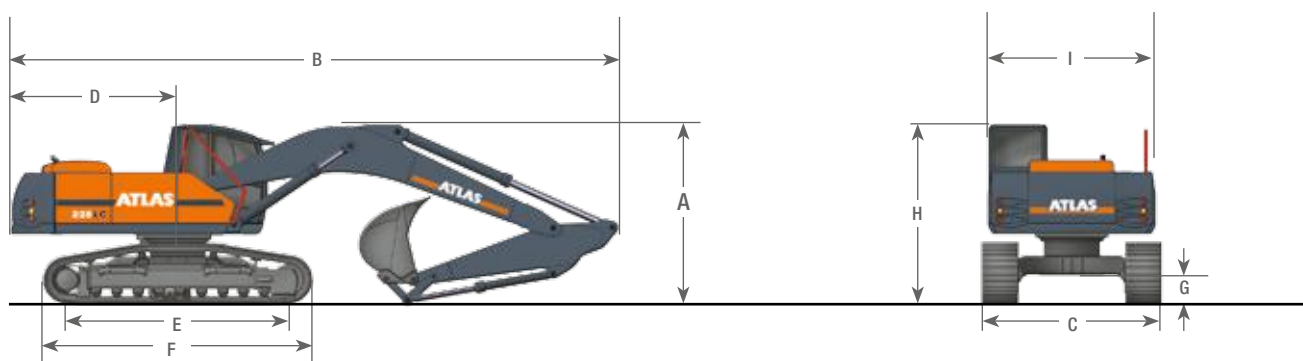
Working ranges Adjustable Boom 1,95 m (C 21.41) und 3,83 m (C21.461)



STICK LENGTHS	2,15 m (D21.23)	2,65 m (D21.33)
A Max. cut-in height	10,22 m	10,65 m
B Max. pouring height	7,54 m	7,97 m
C Max. trench depth	5,85 m	6,35 m
D Max. reach	9,36 m	9,84 m
Max. bucket digging force	133 (145)* kN	133 (145)* kN
Max. stick digging force	103 (113)* kN	90 (98)* kN

Dimensions

Monoblock 5,68 m (C21.3M)



Adjustable boom 1.95 m (C21.41) and 3.83 m (C21.461)



A	TRANSPORT HEIGHT	B	TRANSPORT LENGTHS				
	Monoblock 5,68 m (C21.3M) with stick 2,70 m (D21.2)	3,01 m	Monoblock 5,68 m (C21.3M) with stick 2,70 m (D21.2)	9,57 m			
	Monoblock 5,68 m (C21.3M) with stick 3,20 m (D21.3)	3,20 m	Monoblock 5,68 m (C21.3M) with stick 3,20 m (D21.3)	9,57 m			
	Adjustable boom, 1,95 m (C21.41) and 3,41 m (C21.46)		Adjustable boom, 1,95 m (C21.41) and 3,41 m (C21.46)				
	with stick 2,15 m (D21.23).....	3,15 m	with stick 2,15 m (D21.23).....	8,91 m			
	with stick 2,65 m (D21.33).....	3,15 m	with stick 2,65 m (D21.33).....	8,93 m			
	Adjustable boom, 1,95 m (C21.41) and 3,83 m (C21.461)		Adjustable boom, 1,95 m (C21.41) and 3,83 m (C21.461)				
	with stick 2,15 m (D21.23).....	3,15 m	with stick 2,15 m (D21.23).....	9,34 m			
	with stick 2,65 m (D21.33).....	3,15 m	with stick 2,65 m (D21.33).....	9,34 m			
C	TRANSPORT WIDTHS	TRACK LC1	TRACK LC2	TRACK NLC	D	REAR PIVOTING RADIUS	2,60 m
	Ground plate width 500mm	2,70 m	2,90 m	2,50 m	E	SUPPORTING CHAIN LENGTH	3,70 m
	Ground plate width 600mm	2,80 m	3,00 m	2,60 m	F	DRIVE LENGTH.....	4,53 m
	Ground plate width 700mm	2,90 m	3,10 m	2,70 m	G	GROUND CLEARANCE.....	0,44 m
	Ground plate width 800mm	3,00 m	3,20 m	2,80 m	H	HEIGHT ABOVE CAB	2,95 m
					I	SUPERSTRUCTURE TRANSPORT WIDTH	2,50 m

We reserve the right to make structural changes, data is informational only, units comply with the new European safety guidelines.

www.atlasgmbh.com

ATLAS Maschinen GmbH

EXCAVATORS

Atlasstrasse 6

27777 Ganderkesee, Germany

T: +49 (0) 4222 954 0

F: +49 (0) 4222 954 343

info@atlasgmbh.com

225LC-EN (1) Effective date: August 2010. Product specifications and prices are subject to change without notice or obligation. The photographs and/or drawings in this document are for illustrative purposes only. Refer to the appropriate Operator's Manual for instructions on the proper use of this equipment. Failure to follow the appropriate Operator's Manual when using our equipment or to otherwise act irresponsibly may result in serious injury or death. The only warranty applicable to our equipment is the standard written warranty applicable to the particular product and sale and Atlas makes no other warranty, express or implied. The only warranty applicable to our equipment is the standard written warranty applicable to the particular product and sale and Atlas makes no other warranty, express or implied. Products and services listed may be trademarks, service marks or trade-names of Atlas Maschinen GmbH and/or its subsidiaries. All rights are reserved. Atlas® is a registered trademark of Atlas Maschinen GmbH. Copyright © 2010 Atlas Maschinen GmbH.