

# ATLAS

## Crawler excavator 160LC

### Technical Information

#### Engine

Power rating according to ISO 9249	80 kW (109 PS)
Make/ Model	Deutz TCD 4.1 (Stage 3B)
RPM	1800/min
Design	Turbocharger/Charge Air cooling
Displacement	4038 cm <sup>3</sup>
Cooling system	water cooled

#### Hydraulics

Load limit controlled high performance piston pump with load sensing control. Sensitive, proportional, independent control for multiple operating movements. Load retaining - and fine lowering valves in lifting circuit	
Hydraulic system	1 x AKP
Max. oil flow	188 l/min
Operating pressure max.	360 bars

#### Standard Basic Equipment

Atlas Excavator Management 2. Operating data display screen. Rear view security camera with 5 inch LCD-colour monitor. Air-conditioning. Automatic idling system (Diesel motor). Window washing device. Sliding window in door of the cabin. Heat absorbing glass, tinted windows, comfort seat with arm rests and lumbar support, seat adjustable separately from console. Preparation for radio installation with mute function. Fuel indicator Battery main circuit breaker on the negative cable. Pressure accumulator for emergency lowering of the Arm systems. Combined lubricating points. Sealed rotating points in the base arm. Proportional grab/grab rotating function and overload warning device for lifting cylinder. Automatic swing brake.

#### Sound levels

2000/14EG (L <sub>w</sub> A) ambience level	97 dB (A)
ISO 6396 (L <sub>p</sub> A) in driver's cab	70 dB (A)

#### Electrical data

Operating voltage	24 Volt
Cold start-/heavy duty battery	2 x 100 Ah

#### Control

Joystick control with perfectly adjusted response and sensitivity. (SAE recommendations), manual lever steering for forward-, backward and curve movement and counter-rotation of the track chain. Foot pedal for forward and backward drive. Option "Drive" on the foot pedal valve cradle (ISO-Steering).

#### Filling quantities

Fuel tank	240 l
Hydraulic tank	157 l
Motor oil	10 l



#### Cabin

- Meets latest safety standards • Extra large entry zone • Spacious leg room • Excellent circumferential visibility • Preparation for radio installation with mute function **DRIVER'S SEAT:** • Air-cushioned comfort seat (optional seat heating) • Arm rests and lumbar support • Seat adjustable separately from console **CONTROL:** • Ergonomic joysticks with proportional slide control • Indicators, controls and operating switches are clearly arranged **MONITORING:** • Operating data appears display • Automatic system for monitoring, warning and storage of data **CLIMATE CONTROL:** • Air conditioning equipped as standard • Very good air distribution through optimally arranged nozzles

Type	Atlas comfort cabin 935-5
Total length	1770 mm
Width	935 mm

#### Slewing gear

Swing motor	Axial piston motor with priority valve
Swing gear	Multistage planetary gear
Swing brake	Automatic multi discs
Drive on internal clogged slewing ring	
Superstructure max. RPM	9/min
Swing torque	34,7 kNm

#### Speed

Stage 1	max. 0-2,1 km/h
Stage 2	max. 0-4,8 km/h

#### Undercarriage

Complete heavy duty undercarriage in X-design. Crawler unit with asymmetric roof profile and integrated traction drive with planetary transmission. Automatic hydraulic controlled brakes and brake valve. Track guided by rollers and idler unit. Chain tensioner through greasing cylinder, spring loaded. Lubricated chains, drive quality B4HD, track 2200 mm, 4500 mm long, 600 mm track chains.

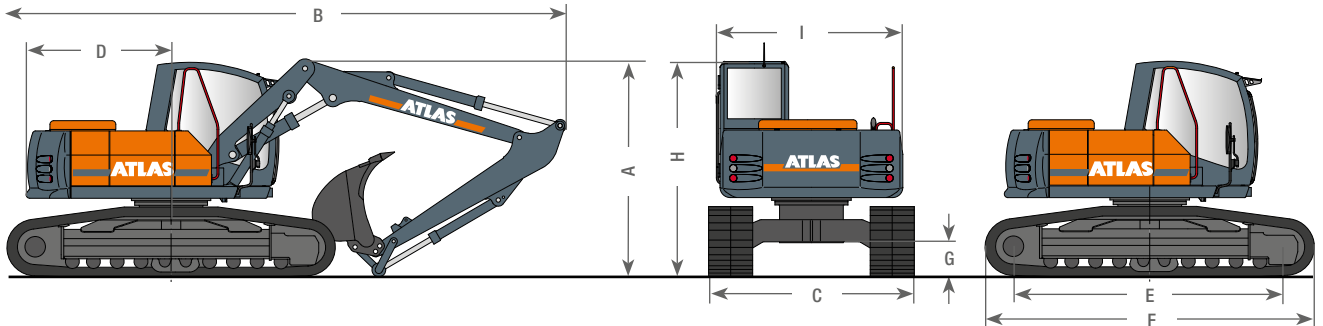
#### Weight

Operating weight	17 - 18 t
------------------	-----------

# ATLAS

## Main dimensions

160LC Transport position



<b>A</b>	<b>TRANSPORT HEIGHT</b>	<b>B</b>	<b>TRANSPORT LENGTH</b>
	Adjustable boom, 1,95 m (C3.41), 2,94 m (C346), 2,50 m (D33) ..... 3,00 m		Adjustable boom, 1,95 m (C3.41), 2,94 m (C346), 2,50 m (D35) ..... 7,65 m
	Adjustable boom, 1,95 m (C3.41), 2,94 m (C346), 3,06 m (D331) ..... 3,10 m		Adjustable boom, 1,95 m (C3.41), 2,94 m (C346), 3,06 m (D331) ... 7,65 m
	Adjustable boom, 1,95 m (C3.41), 2,94 m (C346), 3,55 m (D35) ..... 3,00 m		Adjustable boom, 1,95 m (C3.41), 2,94 m (C346), 3,55 m (D35) ..... 7,75 m
	Adjustable boom, 1,95 m (C3.41), 3,58 m (C346.1), 2,50 m (D33) ..... 3,10 m		Adjustable boom, 1,95 m (C3.41), 3,58 m (C346.1), 2,50 m (D33) .. 8,05 m
	Adjustable boom, 1,95 m (C3.41), 3,58 m (C346.1), 3,06 m (D331) ... 3,10 m		Adjustable boom, 1,95 m (C3.41), 3,58 m (C346.1), 3,06 m (D331).. 8,20 m
	Monoblock 4,30 m (C3.3MG) with Stick 1,96 m (D32)..... 2,95 m		Monoblock 4,22 m (C3.3M) with Stick 1,96 m (D32)..... 7,55 m
	Monoblock 4,30 m (C3.3MG) with Stick 2,50 m (D33)..... 2,95 m		Monoblock 4,30 m (C3.3MG) with Stick 2,50 m (D33)..... 7,55 m
<b>C</b>	<b>TRANSPORT WIDTH WHEEL</b>	<b>F</b>	<b>RANGE</b>
	BASE 2,20 m		4,50 m
	Base plate width 600 mm ..... 2,80 m	<b>G</b>	<b>GROUND CLEARANCE</b> ..... 0,46 m
<b>D</b>	<b>REAR SWIVEL RADIUS</b> ..... 1,98 m	<b>H</b>	<b>HEIGHT OVER CABIN</b> ..... 2,95 m
<b>E</b>	<b>BEARING CHAIN LENGTH</b> ..... 3,71 m	<b>I</b>	<b>SUPERSTRUCTURE WIDTH</b> ..... 2,50 m

Design changes reserved, data not binding. Devices comply with the new European safety regulations.

## Equipment

### Basic unit

<b>A 3.82</b>	ATLAS-Hydraulic-Crawler excavator 160LC with continuously rotating uppercarriage and two lifting cylinders, ATLAS-Kabine 935, air conditioner, swing radius 1980 mm, track 2200 mm, track chain 600 mm wide
---------------	---

### Undercarriage Variants

<b>6103303</b>	Track 2000 mm, Overall Length 4500 mm B4HD-Drive parts
----------------	--

### Undercarriage Variants

<b>6051193</b>	Track 2,200 mm, Overall Length 5,000 mm B4HD-Drive parts
----------------	--

### Boom variants

<b>C 3.3.M</b>	Monoblock boom, one stick cylinder, Length 4220 mm
<b>C 3.3 MG</b>	Monoblock boom straight with, stick cylinder, length 4,300 mm
<b>C 3.41</b>	Adjustable boom: Base boom, adjusting cylinder, hose rupture safety, incl. hydraulic mounting kit, suitable for C 346
<b>C 346</b>	Boom, one stick cylinder, suitable for C 3.41, Length 2940 mm
<b>C 346.1</b>	Boom, one stick cylinder, suitable for C 3.41, Length 3575 mm
<b>C 346.2</b>	Boom, one stick cylinder, suitable for C 3.41, Length 4075 mm

### Stick

<b>D 32</b>	Stick, length 1960 mm, for Monoblock- and Boom
<b>D 33</b>	Stick, length 2500 mm, for Monoblock- and Boom
<b>D 331</b>	Stick, length 3060 mm, for adjustable boom
<b>D 35</b>	Stick, length 3550 mm, for adjustable boom

### Bucket cylinder

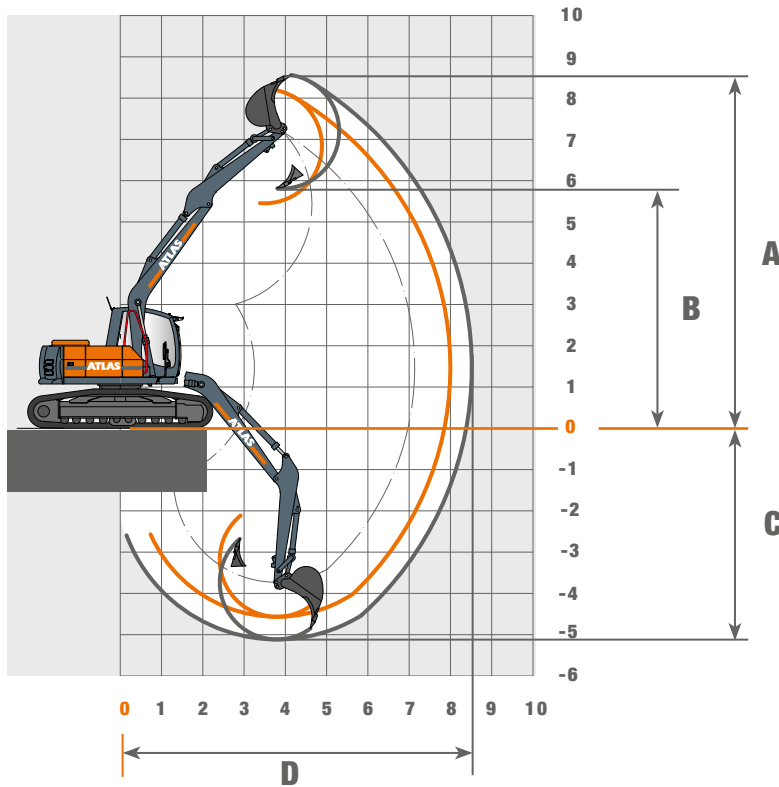
<b>F 31</b>	Bucket cylinder, with bucket linkage
-------------	--------------------------------------

### Attachments

		Capacity (SAE)	Cutting width
<b>F 415</b>	Bucket	0,67 m <sup>3</sup>	850 mm
<b>F 418</b>	Bucket	1,12 m <sup>3</sup>	1300 mm
<b>G 644</b>	Trenching bucket	0,56 m <sup>3</sup>	2000 mm

**Working ranges Monoblock boom**

**Equipment**



**Stick D2 32 Length 1960 mm**

Equipment: A 3.82, C 3.3MG, D 32, F31, F 415

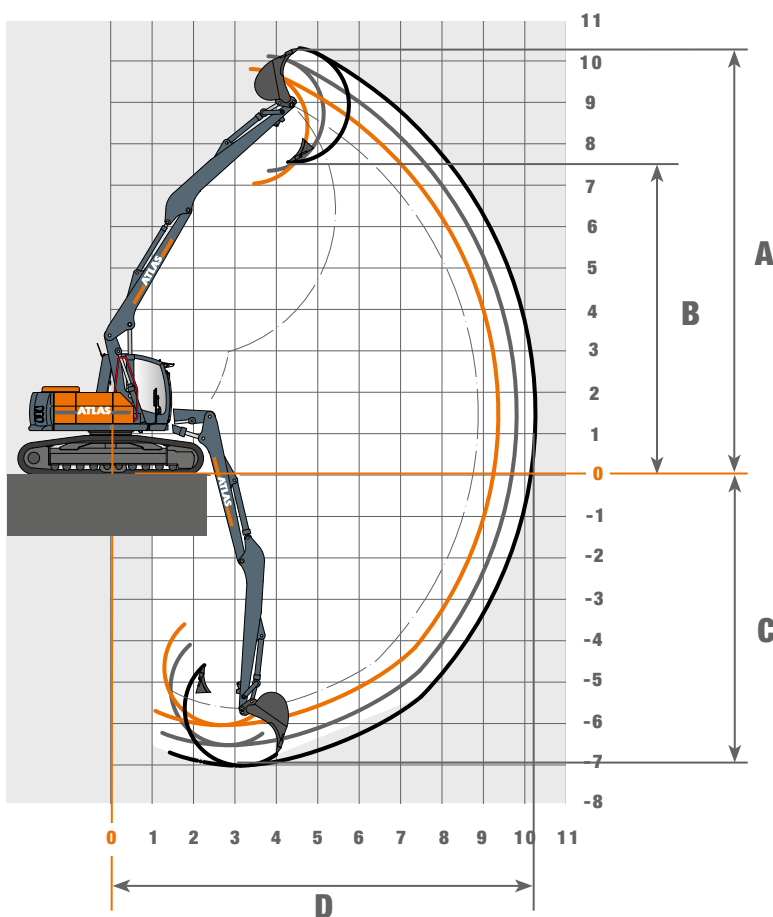
A	Max. lifting height	mm	8200
B	Max. dump height	mm	5460
C	Max. Digging depth	mm	4570
D	Max. reach	mm	8000
	Breakout force	kN	106
	Tear-out force	kN	64

**Stick D 33 - Length 2500 mm**

Equipment: A 3.82, C 3.3MG, D 33, F31, F 415

A	Max. lifting height	mm	8560
B	Max. dump height	mm	5810
C	Max. Digging depth	mm	5110
D	Max. reach	mm	8520
	Breakout force	kN	106
	Tear-out force	kN	55

**Working ranges adjustable boom**



**Stick D 33 - Length 2500 mm**

Equipment: A 3.82, C 346.1, D 33, F31, F 415

A	Max. lifting height	mm	9800
B	Max. dump height	mm	7040
C	Max. Digging depth	mm	6040
D	Max. reach	mm	9360
	Breakout force	kN	106
	Tear-out force	kN	64

**Stick D 331 - Length 3060 mm**

Equipment: A 3.82, C 346.1, D 331, F31, F 415

A	Max. lifting height	mm	10120
B	Max. dump height	mm	7350
C	Max. Digging depth	mm	6520
D	Max. reach	mm	9810
	Breakout force	kN	106
	Tear-out force	kN	46

**Stick D 35 - Length 3550 mm**

Equipment: A 3.82, C 346.1, D 35, F31, F 415

A	Max. lifting height	mm	10310
B	Max. dump height	mm	7550
C	Max. Digging depth	mm	7020
D	Max. reach	mm	10260
	Breakout force	kN	106
	Tear-out force	kN	46

# ATLAS

## Lifting capacities

Heights	2,5 m		3,0 m		3,5 m		4,0 m		4,5 m		5,0 m		5,5 m		6,0 m		6,5 m		7,0 m	
	LENGTHS	LATERAL	LENGTHS	LATERAL	LENGTHS	LATERAL	LENGTHS	LATERAL	LENGTHS	LATERAL	LENGTHS	LATERAL	LENGTHS	LATERAL	LENGTHS	LATERAL	LENGTHS	LATERAL	LENGTHS	LATERAL
<b>Monoblock boom 4,30 m (C3.3MG) with Stick 1,96 m (D32). Max. Reach 8,00 m</b>																				
+ 6,0 m	-	-	-	-	-	-	-	-	3657	3657	-	-	-	-	-	-	-	-	-	-
+ 4,5 m	-	-	-	-	-	-	3833	3833	3614	3614	3443	3443	3319	3319	-	-	-	-	-	-
+ 3,0 m	-	-	-	-	5127	5127	4501	4501	4054	4054	3719	3719	3459	3336*	3249	2955*	-	-	-	-
+ 1,5 m	-	-	-	-	6065	5983*	5163	4971*	4517	4238*	4033	3683*	3655	3247*	3344	2895*	3055	2605*	-	-
+ 0 m	-	-	5,3	5,0	5930	5858*	5171	4851*	4549	4138*	4041	3604*	3615	3189*	3230	2858*	-	-	-	-
- 1,5 m	5981	5981	5517	5517	4972	4972	4439	4439	3945	3945	3483	3483	3012	3012	-	-	-	-	-	-
- 3,0 m	-	-	3297	3297	3031	3031	2666	2666	2144	2144	-	-	-	-	-	-	-	-	-	-
<b>Monoblock boom 4,30 m (C3.3MG) with Stick 1,96 m (D33). Max. Reach 8,52 m</b>																				
+ 6,0 m	-	-	-	-	-	-	-	-	-	-	3146	3146	-	-	-	-	-	-	-	-
+ 4,5 m	-	-	-	-	-	-	-	-	3245	3245	3120	3120	3017	3017	2939	2939	-	-	-	-
+ 3,0 m	-	-	5282	5282	4585	4585	4097	4097	3736	3736	3457	3457	3236	3236	3055	2962*	2904	2643*	-	-
+ 1,5 m	-	-	-	-	5756	5756	4913	4913	4314	4255*	3867	3687*	3520	3243*	3238	2885*	2998	2590*	2688	2342*
+ 0 m	-	-	5447	5447	6042	5831*	5192	4829*	4541	4115*	4029	3578*	3615	3159*	3267	2824*	2949	2550*	-	-
- 1,5 m	6251	6251	6199	6199	5410	5410	4748	4748	4192	4082*	3717	3551*	3293	3141*	2882	2817*	-	-	-	-
- 3,0 m	4812	4812	4342	4342	3886	3886	3446	3446	3008	3008	2533	2533	-	-	-	-	-	-	-	-

Heights	2,5 m		3,0 m		3,5 m		4,5 m		5,0 m		6,0 m		7,0 m		7,5 m		8,0 m		8,5 m	
	LENGTHS	LATERAL	LENGTHS	LATERAL	LENGTHS	LATERAL	LENGTHS	LATERAL	LENGTHS	LATERAL	LENGTHS	LATERAL	LENGTHS	LATERAL	LENGTHS	LATERAL	LENGTHS	LATERAL	LENGTHS	LATERAL
<b>Adjustable boom 1,95 m (C3.41) und 3,58 m (C346.1) with Stick 2,50 m (D33). Max. Reach 9,36 m</b>																				
+ 7,5 m	-	-	-	-	-	-	2954	2954	-	-	-	-	-	-	-	-	-	-	-	-
+ 6,0 m	-	-	-	-	-	-	2799	2799	2686	2686	2530	2530	-	-	-	-	-	-	-	-
+ 4,5 m	-	-	-	-	3648	3648	3071	3071	2870	2870	2575	2575	2381	2352*	-	-	-	-	-	-
+ 3,0 m	-	-	4197	4197	4393	4393	3596	3596	3249	3249	2767	2767	2448	2333	2323	2091*	-	-	-	-
+ 1,5 m	5455	5455	5426	5426	5063	5063	4068	4020	3602	3518	2959	2800*	2530	2320*	2355	2061*	-	-	-	-
+ 0 m	7391	7391	6571	6571	5620	5590*	4182	4016*	3708	3514*	3020	2823	2568	2252*	2344	2012*	-	-	-	-
- 1,5 m	8721	8721	6931	6931	5739	5715	4265	4124*	3783	3652	3135	2772*	2398	2190*	-	-	-	-	-	-
- 3,0 m	9111	9111	7290	7290	6083	5958*	4966*	4096*	3777	3508*	2513	2513	-	-	-	-	-	-	-	-
<b>Adjustable boom 1,95 m (C3.41) und 3,58 m (C346.1) with Stick 3,06 m (D331). Max. Reach 9,81 m</b>																				
+ 7,5 m	-	-	-	-	-	-	-	-	2550	2550	-	-	-	-	-	-	-	-	-	-
+ 6,0 m	-	-	-	-	-	-	-	-	2443	2443	2312	2312	1551	1551	-	-	-	-	-	-
+ 4,5 m	-	-	-	-	-	-	2801	2801	2642	2642	2397	2397	2222	2222	2158	2128*	-	-	-	-
+ 3,0 m	-	-	-	-	4272	4272	3334	3334	3035	3035	2612	2612	2324	2312*	2212	2111*	2112	1893*	-	-
+ 1,5 m	5105	5105	5136	5136	4912	4912	3876	3876	3441	3441	2841	2768*	2442	2285*	2285	2092*	2141	1866*	-	-
+ 0 m	6897	6897	6283	6283	5495	5495	4100	3946*	3633	3450	2955	2755*	2487	2281*	2314	2029*	2126	1819*	-	-
- 1,5 m	8342	8342	6754	6754	5592	5577	4151	4013	3677	3518*	3001	2803*	2536	2192*	2202	1971*	-	-	-	-
- 3,0 m	8842	8842	7039	7039	5842	5840	4425	4139*	3897	3527*	2944	2691*	1790	1790	-	-	-	-	-	-
<b>Adjustable boom 1,95 m (C3.41) und 3,58 m (C346.1) with Stick 3,55 m (D35). Max. Reach 10,26 m</b>																				
+ 7,5 m	-	-	-	-	-	-	-	-	-	-	1778	1778	-	-	-	-	-	-	-	-
+ 6,0 m	-	-	-	-	-	-	-	-	-	-	2102	2102	1963	1963	1205	1205	-	-	-	-
+ 4,5 m	-	-	-	-	-	-	-	-	2398	2398	2217	2217	2076	2076	2020	2020	1701	1701	-	-
+ 3,0 m	-	-	4369	4369	3790	3790	3062	3062	2818	2818	2460	2460	2210	2210	2111	2111	2024	1939*	1635	1635
+ 1,5 m	5939	5939	5600	5600	4977	4977	3688	3688	3289	3289	2735	2735	2367	2279*	2223	2088*	2096	1908*	1977	1710*
+ 0 m	6790	6790	6231	6231	5486	5474	4058	3944	3588	3446*	2919	2740*	2464	2272*	2282	2070*	2124	1853*	1954	1668*
- 1,5 m	8005	8005	6684	6684	5474	5540	4114	3969	3641	3471*	2957	2781*	2500	2228*	2312	1990*	2038	1796*	-	-
- 3,0 m	8667	8667	6894	6894	5711	5701	4244	4146	3769	3587*	3073	2712*	2318	2152*	1828	1828	-	-	-	-
- 4,5 m	9036	9036	7175	7175	5850	5844	4069	4004*	3373	3373	2060	2060	-	-	-	-	-	-	-	-

The specified max. loading capacities in kilogrammes include a stability of 33% or are calculated at 87% of the hydraulic lifting power, as per ISO10567. These values are applicable at the tip of the arm with optimum positioning of the corresponding arm system and with the pressure switched on. \* Value limited due to hydraulics.

[www.atlasgmbh.com](http://www.atlasgmbh.com)

**ATLAS Maschinen GmbH**

EXCAVATORS

Atlasstrasse 6

27777 Ganderkesee, Germany

T: +49 (0) 4222 954 0

F: +49 (0) 4222 954 343

info@atlasgmbh.com

160LC-EN (1) Effective date: August 2010. Product specifications and prices are subject to change without notice or obligation. The photographs and/or drawings in this document are for illustrative purposes only. Refer to the appropriate Operator's Manual for instructions on the proper use of this equipment. Failure to follow the appropriate Operator's Manual when using our equipment or to otherwise act irresponsibly may result in serious injury or death. The only warranty applicable to our equipment is the standard written warranty applicable to the particular product and sale and Atlas makes no other warranty, express or implied. The only warranty applicable to our equipment is the standard written warranty applicable to the particular product and sale and Atlas makes no other warranty, express or implied. Products and services listed may be trademarks, service marks or trade-names of Atlas Maschinen GmbH and/or its subsidiaries. All rights are reserved. Atlas® is a registered trademark of Atlas Maschinen GmbH. Copyright © 2010 Atlas Maschinen GmbH.