

ATLAS

SINCE 1919

**STABLE.
STRONG.
STEADY.**

-  20.2 - 21.5 t
-  105 kW (143 hp)
-  10.1 m



MATERIALS HANDLING MACHINE 200MH

WWW.ATLASGMBH.COM

TECHNICAL SPECIFICATION 200MH

Technical specifications

ENGINE

Power according to ISO 9249....	105 kW (143 hp)	Number of cylinders	6	Alternator.....	24 V / 100 A
RPM	1800/min	Borehole/lift	101 / 126	Starter.....	24 V / 4.8 kW
Make / model	Deutz TCD 6.1 (Tier 4F)	Cooling system	water-cooled		
Design.....	Turbocharger / intercooler	Air filter	Dry air filter		
Cylinder capacity	6057 cm ³	Battery.....	2 x 12 V / 100 Ah		

HYDRAULIC SYSTEM

• Load limit controlled high-performance pump	• Suction valves for all work functions	• Cylinder end-position damping
• Fuel-efficient flow-on-demand control	• Load-retaining and fine-lowering valve in lifting circuit	• Temperature-controlled fan for cooler
• Sensitive, proportional, independent steering	• Pipe-break protection valves for lifting cylinders	• Max. discharge flow.....290 l/min
• Primary and secondary protection against overload	• Grab and grab-rotating function	• Max. operating pressure.....320 bar
	• 2 additional circuits for additional consumer loads possible	• Operating modes: 3 pre-programmed modes (Fine, Eco, Power)

SWING ASSEMBLY

• Swing motor:	Axial piston motor with priority valve	• Max. swing speed.....8/min
• Swing gear:	Planetary transmissiong	• Swing torque.....49 kNm
• Swing brake:	Automatic multidisc brake	

TRACTION DRIVE AND BRAKES

• Variable displacement motor	• Automotive drive and cruise control:	• Dual circuit brake system.....Multi-disc
• Power-shift transmission	• Maximum speed.....20 km/h	• Parking brake.....Multi-disc
• Double-acting brake valve	• Terrain speed.....5 km/h	
• Driving direction pre-selection via switch in joystick	• Crawling speed.....1 km/h	

UNDERCARRIAGE

• 28 tons special excavator axles	• 8 tires (twins).....10.00 - 20	• 4 tires (optional).....710 - 22.5
• Steering axle with automatic oscillating axle locking		

FILL CAPACITIES

• Fuel tank.....301 liter	• Engine oil.....14 liter	• Hydraulics system.....350 liter
• Cooling system.....38 liter	• Hydraulic tank.....180 liter	• Ad Blue®.....32 liter

DRIVER'S CAB

• Meets latest safety standards	CONTROL:	CLIMATE CONTROL:
• Extra large entry zone	• Ergonomic joysticks	• Air conditioning equipped as standard
• Spacious leg room	• Slim steering column, height and tilt adjustable	• Very good air distribution through optimally arranged nozzles
• Excellent circumferential visibility	• Indicators, controls and operating switches are clearly arranged	
• Preparation for radio installation with mute function		SOUND LEVELS:
	MONITORING:	• ISO 6396 (L _{pA}) in driver's cab.....72 dB(A)
DRIVER'S SEAT:	• Operating data display screen	• 2000/14EG (L _{wA}) ambience level.....97 dB(A)
• Air-cushioned comfort seat (optional seat heating)	• Automatic system for monitoring, warning and storage of data	
• Arm rests and lumbar support		
• Seat adjustable separately from console		

WORKING EQUIPMENT 200MH

Working equipment

OPERATING WEIGHTS

	LOADING BOOM 6.00 m (C6.6i)	
	Stick 4.00 m (D6.14i)	Stick 4.00 m (D6.14iS)
DB / outriggers	20.5 t / 21.3 t	20.7 t / 21.5 t
4 outriggers	20.8 t / 21.6 t	21 t / 21.8 t

Operating weight with driver, solid rubber tyres, completely filled implement and 1.3 tons for attachments

EQUIPMENT

BASIC DEVICE ATLAS 200MH		
<ul style="list-style-type: none"> 200MH material handler with quadruple outrigger support and 2 lifting cylinders (A 7.32i) 	STANDARD EQUIPMENT:	<ul style="list-style-type: none"> Ready for electric cooling box
<ul style="list-style-type: none"> 200MH material handler with DB* on rigid axle, double outrigger support on steering axle and 2 lifting cylinders (A7.33i) 	Engine:	<ul style="list-style-type: none"> Different options for storage, compartment for documents
<ul style="list-style-type: none"> 200 MH with DB on steering axle, double outrigger support on rigid axle and 2 lifting cylinders (A7.35i) 	<ul style="list-style-type: none"> Automatic idle 	<ul style="list-style-type: none"> Seat adjustable separately from console
* DB - Dozer blade	<ul style="list-style-type: none"> Diesel pre-filter Engine monitoring 	<ul style="list-style-type: none"> Rear view security camera with LCD-colour monitor Heat-absorbing glass, tinted windows Automotive drive and cruise control Operating data display screen
BOOMS:	Hydraulics	
<ul style="list-style-type: none"> Loading boom with bending cylinder 6.0 m (C 6.6i) Adjustable boom consisting of the main arm 1.87 m (C 6.41) with adjustable cylinder and boom 3.1 m (C 6.46) with stick cylinder 	<ul style="list-style-type: none"> Grab and grab-rotating function 	<ul style="list-style-type: none"> Bottle holder
	<ul style="list-style-type: none"> Accumulator for emergency lowering of the arm system Pipe break protection valves for lifting cylinders 	EQUIPMENT:
STICKS:	<ul style="list-style-type: none"> Max. load-limit control Cylinder end-position damping 	<ul style="list-style-type: none"> Joint bearings in stick and bucket cylinders Combined lubricating points for swing bearing and arm equipment
<ul style="list-style-type: none"> Stick 2.65 m (D6.3) Stick 4.00 m (D6.14) Stick for sorting grapple 4.00 m (D6.14iS) 	Cab:	UNDERCARRIAGE:
BUCKET TIPPING CYLINDER:	<ul style="list-style-type: none"> Air-conditioning Slim steering column, height and tilt adjustable Radio preparation with mute function 	<ul style="list-style-type: none"> Power-shift transmission Wet disc brakes Tool box in the undercarriage
<ul style="list-style-type: none"> Bucket tipping cylinder with bucket linkage (F6.1) 		

ADDITIONAL EQUIPMENT

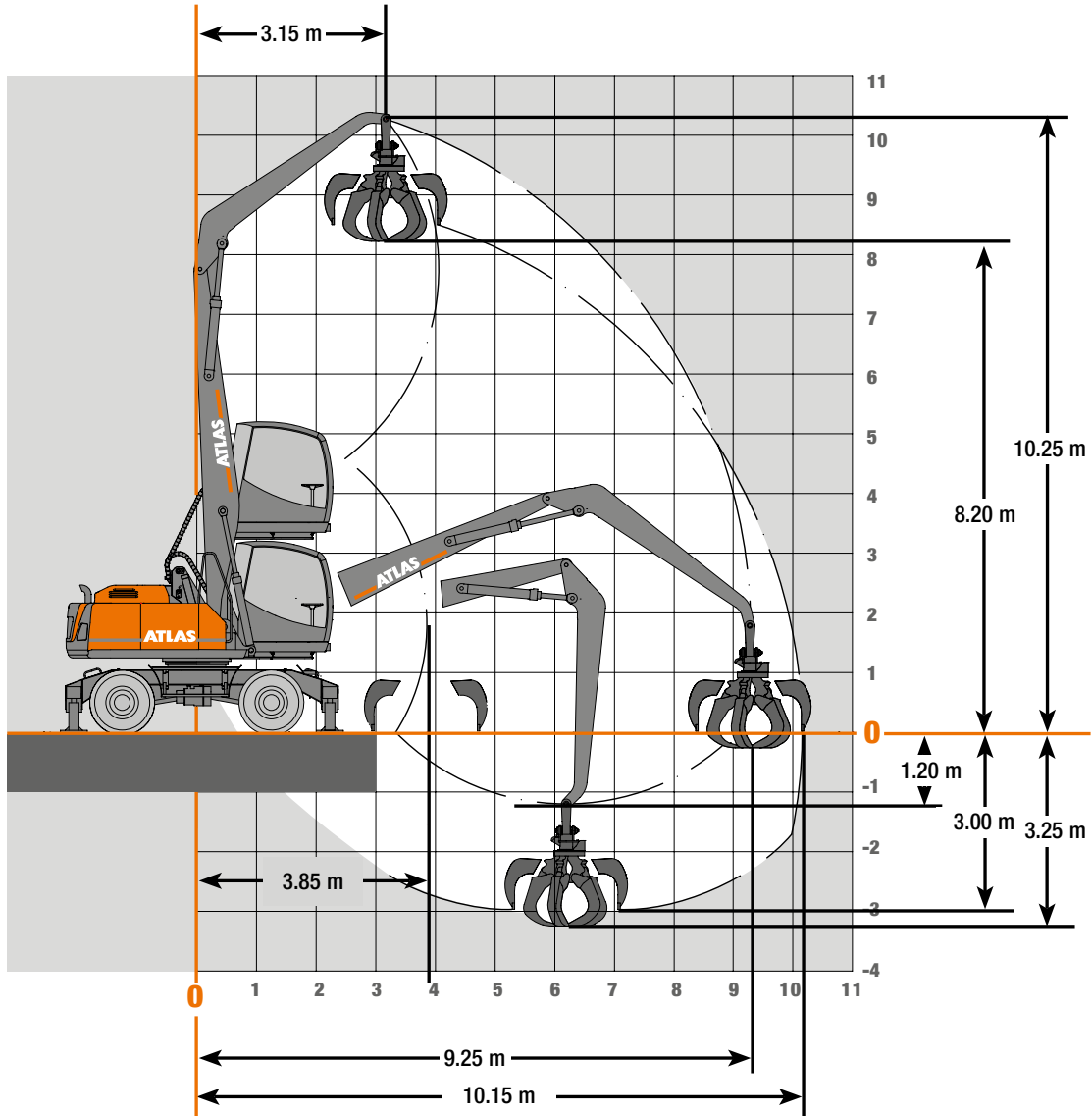
Engine:	Cab:	Undercarriage:
<ul style="list-style-type: none"> Refueling pump Engine speed adjustment via potentiometer Auxiliary heating Cold start assistance 	<ul style="list-style-type: none"> Cab protection guard Beacon light Heated driver's seat GPS/GSM telemetric system for monitoring of operating data, consumption, position Radio/CD/MP3, front AUX in, USB LED working lights Lift-cabin - 2.1 or 2.3 m elevation Cab elevation 1.20 m/0.6 m Pressurized cabine Electric cooling box 	<ul style="list-style-type: none"> Wide axles (overall width 2750 mm) Wide dozer blade (overall width 2750 mm) Solid rubber tyres
Hydraulics:		Other special equipment: See price list
<ul style="list-style-type: none"> Hydr. adaptor kit, switch supports pairwise in front and back Hydr. adaptor kit, switch supports individually Biodegradable oil 		
Equipment:		
<ul style="list-style-type: none"> Central lubrication system 		

ATTACHMENTS

<ul style="list-style-type: none"> Clamshell grab Orange peel grab 	<ul style="list-style-type: none"> Load hook Load lifting magnet 	<ul style="list-style-type: none"> Log grab Sorting grapple
--	--	---

WORKING RANGES 200MH

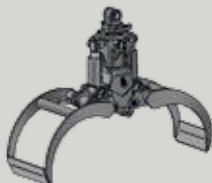
Working ranges Loading boom 6.0 m (C6.6i) + Stick 4.0 m (D6.14i)



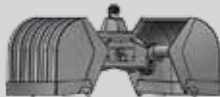
Attachments



Load hook



Log grab



Clamshell grab



Orange peel grab





















Load lifting magnet



Sorting grapple

LIFTING CAPACITIES 200MH

Lifting capacities Loading boom 6.0 m (C6.6i) + Stick 4.0 m (D6.14i)

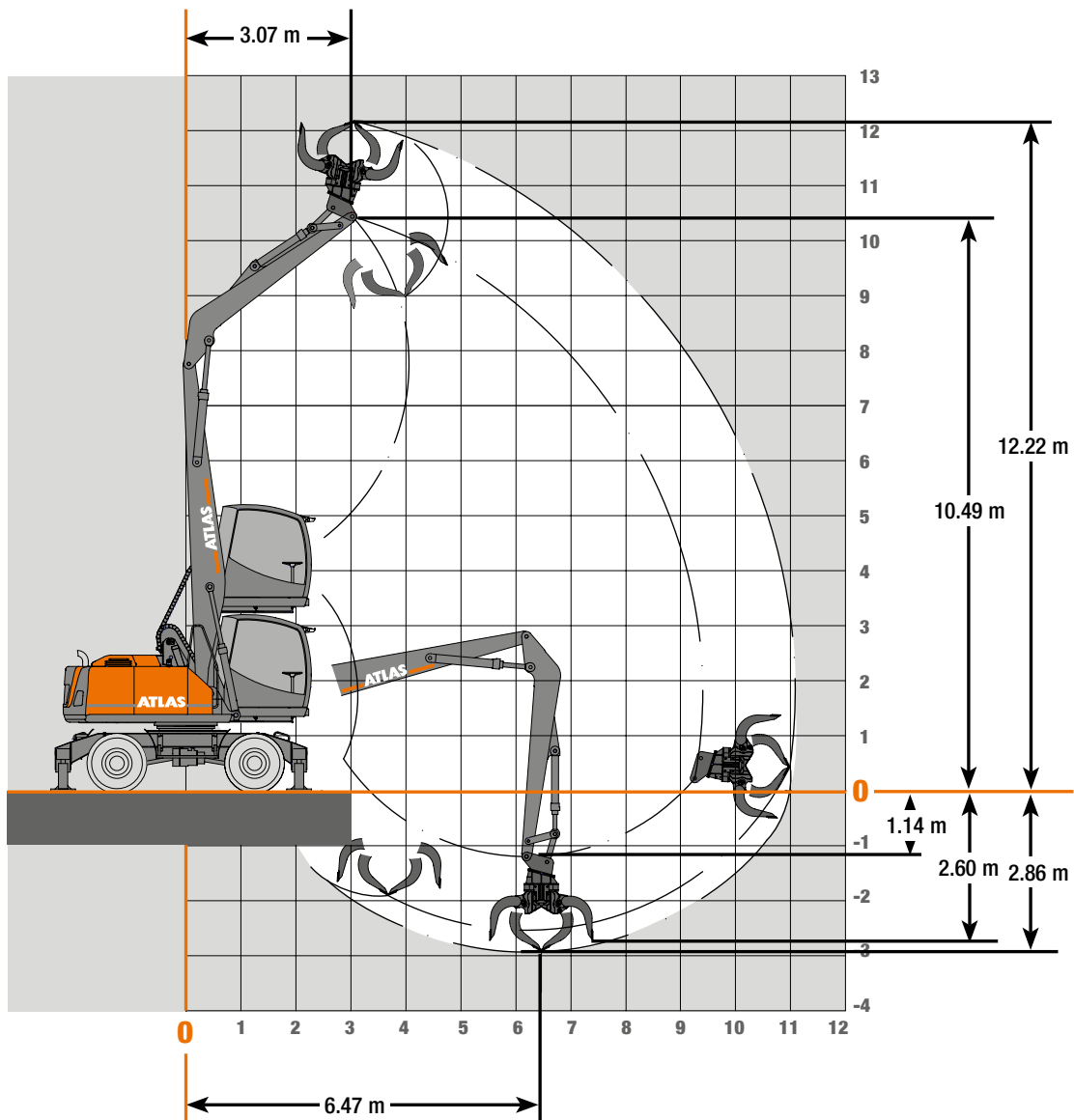
Lifting capacities 200MH: Loading boom 6.0 m (C6.6i) with Stick 4.0 m (D6.14i). Max. reach 10.15 m															
HEIGHT	Undercarriage position		3.0 m	3.5 m	4.0 m	4.5 m	5.0 m	5.5 m	6.0 m	6.5 m	7.0 m	7.5 m	8.0 m	8.5 m	9.0 m
+8.0 m	FRONT 	outriggers down			7353	6324	5827	5407	5044	4723					
		outriggers up			7353	6324	5827	5407	4815*	4246*					
	LATERAL 	outriggers down			7353	6324	5827	5407	5044	4723					
		outriggers up			6587*	5676*	4832*	4174*	3645*	3210*					
+7.0 m	FRONT 	outriggers down			7295	6360	5852	5421	5048	4717	4419	4141			
		outriggers up			7295	6360	5852	5421	4816*	4254*	3789*	3397*			
	LATERAL 	outriggers down			7295	6360	5852	5421	5048	4717	4419	4141			
		outriggers up			6585*	5661*	4821*	4168*	3646*	3218*	2861*	2557*			
+6.0 m	FRONT 	outriggers down			7173	6512	5966	5504	5105	4753	4438	4148	3874		
		outriggers up			7173	6512	5966	5454*	4773*	4223*	3769*	3387*	3061*		
	LATERAL 	outriggers down			7173	6512	5966	5504	5105	4753	4438	4148	3874		
		outriggers up			6623*	5579*	4755*	4115*	3605*	3188*	2841*	2547*	2294*		
+5.0 m	FRONT 	outriggers down	7539	8413	7516	6764	6150	5636	5196	4812	4471	4161	3871	3591	
		outriggers up	7539	8413	7516	6764	6150	5351*	4691*	4159*	3720*	3351*	3037*	2765*	
	LATERAL 	outriggers down	7539	8413	7516	6764	6150	5636	5196	4812	4471	4161	3871	3591	
		outriggers up	7539	7958*	6486*	5426*	4633*	4019*	3528*	3128*	2795*	2513*	2270*	2059*	
+4.0 m	FRONT 	outriggers down	9899	9084	7946	7065	6359	5778	5288	4866	4494	4160	3851	3558	3264
		outriggers up	9899	9084	7946	7045*	6003*	5207*	4578*	4070*	3650*	3297*	2996*	2737*	2511*
	LATERAL 	outriggers down	9899	9084	7946	7065	6359	5778	5288	4866	4494	4160	3851	3558	3264
		outriggers up	9637*	7570*	6189*	5201*	4460*	3883*	3422*	3044*	2728*	2461*	2231*	2032*	1859*
+3.0 m	FRONT 	outriggers down	11450	9620	8299	7297	6508	5867	5332	4875	4476	4118	3792	3482	3173
		outriggers up	11450	9620	8057*	6748*	5781*	5037*	4446*	3966*	3568*	3232*	2947*	2701*	2486*
	LATERAL 	outriggers down	11450	9620	8299	7297	6508	5867	5332	4875	4476	4118	3792	3482	3173
		outriggers up	8818*	7035*	5815*	4928*	4254*	3724*	3297*	2945*	2650*	2399*	2185*	1998*	1834*
+2.0 m	FRONT 	outriggers down	1339	5367	8292	7283	6477	5816	5264	4792	4378	4007	3665	3338	3011
		outriggers up	1339	5367	7651*	6453*	5559*	4866*	4313*	3862*	3487*	3170*	2899*	2664*	2458*
	LATERAL 	outriggers down	1339	5367	8292	7283	6477	5816	5264	4792	4378	4007	3665	3338	3011
		outriggers up	1339	5367	5447*	4656*	4047*	3564*	3171*	2846*	2573*	2340*	2138*	1962*	1808*
+1.0 m	FRONT 	outriggers down		3077	6471	6884	6167	5555	5027	4567	4157	3783	3433	3094	2746
		outriggers up		3077	6471	6237*	5389*	4732*	4206*	3776*	3418*	3115*	2855*	2630*	2434*
	LATERAL 	outriggers down		3077	6471	6884	6167	5555	5027	4567	4157	3783	3433	3094	2746
		outriggers up		3077	5198*	4457*	3889*	3438*	3070*	2765*	2507*	2287*	2096*	1930*	1784*
0.0 m	FRONT 	outriggers down		3313	5512	6043	5511	5015	4561	4147	3765	3405	3058	2710	2339
		outriggers up		3313	5512	6043	5279*	4638*	4128*	3712*	3366*	3073*	2822*	2605*	2339
	LATERAL 	outriggers down		3313	5512	6043	5511	5015	4561	4147	3765	3405	3058	2710	2339
		outriggers up		3313	5069*	4339*	3786*	3350*	2997*	2704*	2457*	2246*	2064*	1906*	1768*

The specified max. loading capacities in kilogrammes (kg) include a stability of 25% or are calculated at 87% of the hydraulic lifting power, as per ISO10567. These values are applicable at the tip of the arm with optimum positioning of the corresponding arm system. Weights of attached load carrying accessories (grab, magnet, load hook, etc.) are not included with the load carrying values. *Value limited due to excavator stability.

All loading capacities are listed with 2.5 m undercarriage width. The undercarriage may be delivered with 2.75 m width as an option.

WORKING RANGES 200MH

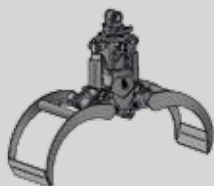
Working ranges Loading boom 6.0 m (C6.6i) + Stick 4.0 m (D6.14iS)



Attachments



Load hook



Log grab




Clamshell grab



Orange peel grab



Load lifting magnet





















Sorting grapple

LIFTING CAPACITIES 200MH

Lifting capacities Loading boom 6.0 m (C6.6i) + Stick 4.0 m (D6.14iS)

Lifting capacities 200MH: Loading boom 6.0 m (C6.6i) with Stick 4.0 m (D6.14iS) Max. reach 11.05 m

HEIGHT	Undercarriage position		3.0 m	3.5 m	4.0 m	4.5 m	5.0 m	5.5 m	6.0 m	6.5 m	7.0 m	7.5 m	8.0 m	8.5 m	9.0 m	
+8.0 m	FRONT 	outriggers down			7353	6324	5827	5407	5044	4723						
		outriggers up			7353	6324	5827	5407	4815*	4246*						
	LATERAL 	outriggers down			7353	6324	5827	5407	5044	4723						
		outriggers up			6587*	5676*	4832*	4174*	3645*	3211*						
+7.0 m	FRONT 	outriggers down			7295	6359	5851	5420	5047	4717	4418	4141				
		outriggers up			7295	6359	5851	5420	4815*	4254*	3789*	3397*				
	LATERAL 	outriggers down			7295	6359	5851	5420	5047	4717	4418	4141				
		outriggers up			6586*	5660*	4820*	4168*	3646*	3218*	2861*	2557*				
+6.0 m	FRONT 	outriggers down			7171	6510	5965	5503	5104	4753	4437	4147	3873			
		outriggers up			7171	6510	5965	5453*	4772*	4222*	3768*	3387*	3061*			
	LATERAL 	outriggers down			7171	6510	5965	5503	5104	4753	4437	4147	3873			
		outriggers up			6625*	5577*	4754*	4114*	3604*	3188*	2841*	2547*	2294*			
+5.0 m	FRONT 	outriggers down	8175	8460	7513	6762	6148	5634	5194	4811	4470	4160	3871	3591		
		outriggers up	8175	8460	7513	6762	6148	5349*	4690*	4158*	3719*	3350*	3036*	2764*		
	LATERAL 	outriggers down	8175	8460	7513	6762	6148	5634	5194	4811	4470	4160	3871	3591		
		outriggers up	8175	7961*	6483*	5424*	4631*	4017*	3527*	3127*	2794*	2512*	2270*	2059*		
+4.0 m	FRONT 	outriggers down	10614	9080	7943	7062	6357	5776	5287	4865	4493	4159	3850	3557	3263	
		outriggers up	10614	9080	7943	7042*	6001*	5205*	4577*	4069*	3649*	3296*	2995*	2736*	2511*	
	LATERAL 	outriggers down	10614	9080	7943	7062	6357	5776	5287	4865	4493	4159	3850	3557	3263	
		outriggers up	9632*	7566*	6186*	5199*	4458*	3882*	3420*	3042*	2727*	2460*	2230*	2032*	1858*	
+3.0 m	FRONT 	outriggers down	11445	9616	8295	7294	6505	5865	5330	4873	4474	4117	3791	3481	3172	
		outriggers up	11445	9616	8053*	6745*	5778*	5035*	4444*	3964*	3566*	3231*	2946*	2700*	2485*	
	LATERAL 	outriggers down	11445	9616	8295	7294	6505	5865	5330	4873	4474	4117	3791	3481	3172	
		outriggers up	8813*	7031*	5811*	4925*	4251*	3722*	3295*	2943*	2648*	2397*	2184*	1997*	1834*	
+2.0 m	FRONT 	outriggers down		6426	8289	7280	6474	5814	5262	4790	4377	4006	3664	3337	3010	
		outriggers up		6426	7647*	6450*	5556*	4864*	4311*	3860*	3486*	3169*	2898*	2663*	2458*	
	LATERAL 	outriggers down		6426	8289	7280	6474	5814	5262	4790	4377	4006	3664	3337	3010	
		outriggers up		6426	5443*	4653*	4045*	3561*	3169*	2845*	2571*	2338*	2137*	1961*	1807*	
+1.0 m	FRONT 	outriggers down		3662	7213	6881	6164	5552	5025	4565	4155	3781	3432	3093	2745	
		outriggers up		3662	7213	6234*	5386*	4729*	4204*	3774*	3416*	3113*	2854*	2629*	2433*	
	LATERAL 	outriggers down		3662	7213	6881	6164	5552	5025	4565	4155	3781	3432	3093	2745	
		outriggers up		3662	5194*	4454*	3886*	3435*	3068*	2763*	2506*	2285*	2095*	1929*	1783*	
0.0 m	FRONT 	outriggers down		3758	6011	6040	5508	5012	4559	4145	3763	3404	3057	2709	2338	
		outriggers up		3758	6011	6040	5276*	4636*	4126*	3710*	3364*	3071*	2821*	2604*	2338	
	LATERAL 	outriggers down		3758	6011	6040	5508	5012	4559	4145	3763	3404	3057	2709	2338	
		outriggers up		3758	5066*	4337*	3784*	3348*	2995*	2702*	2456*	2245*	2063*	1905*	1767*	

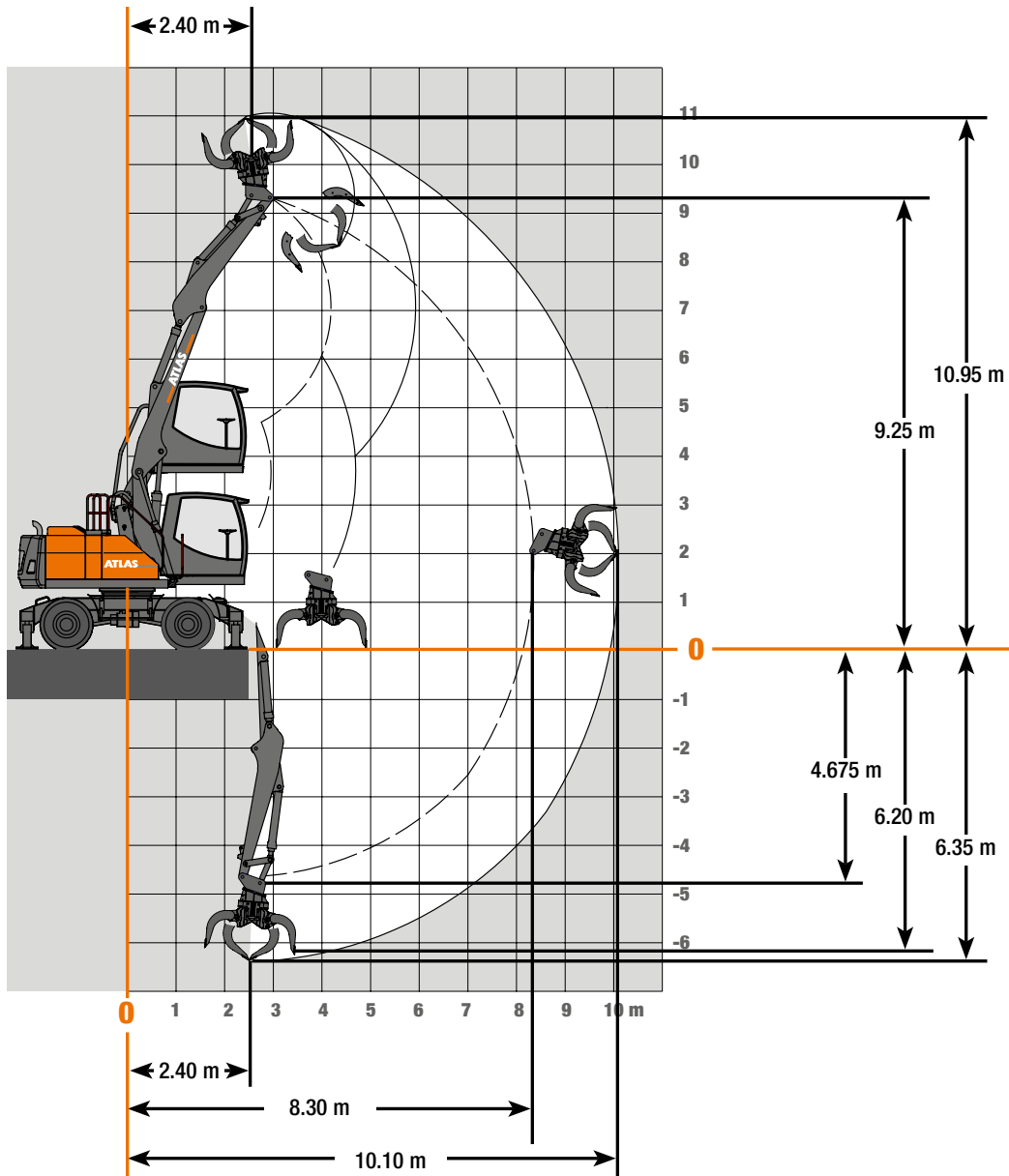
The specified max. loading capacities in kilogrammes (kg) include a stability of 25% or are calculated at 87% of the hydraulic lifting power, as per ISO10567. These values are applicable at the tip of the arm with optimum positioning of the corresponding arm system. Weights of attached load carrying accessories (grab, magnet, load hook, etc.) are not included with the load carrying values. *Value limited due to excavator stability.

All loading capacities are listed with 2.5 m undercarriage width. The undercarriage may be delivered with 2.75 m width as an option.

WORKING RANGES 200MH

Working ranges

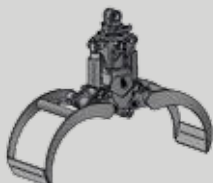
Adjustable Boom, Base Arm 1,95 m (C6.41), Boom 3,62 m (C6.461) + Stick 2,65 m (D6.3)



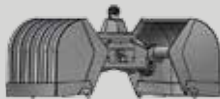
Attachments



Load hook



Log grab




Clamshell grab



Orange peel grab



Load lifting magnet





















Sorting grapple

LIFTING CAPACITIES 200MH

Lifting capacities

Adjustable Boom, Base Arm 1.95 m (C6.41), Boom 3.62 m (C6.461) + Stick 2.65 m (D6.3).
Max. reach 9.73 m

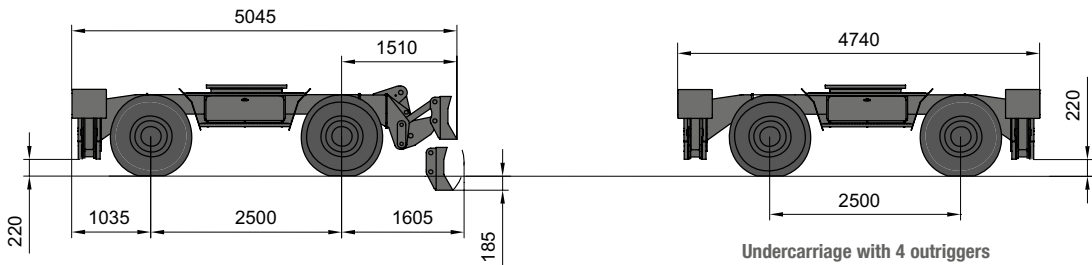
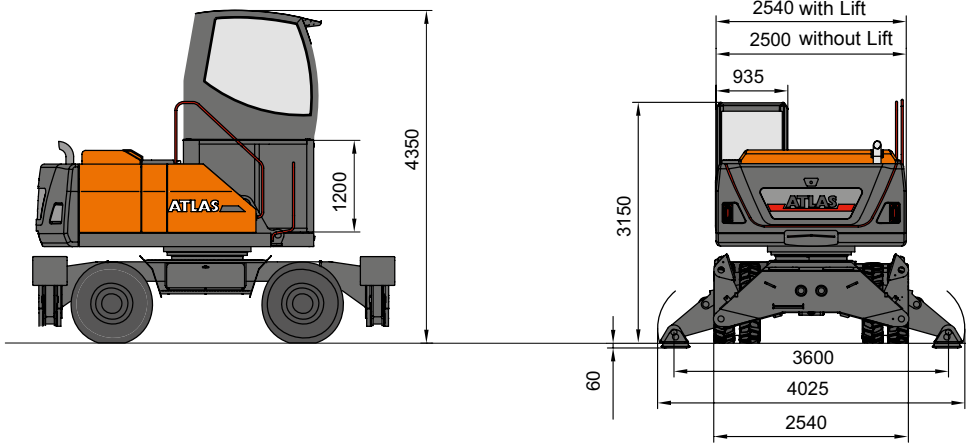
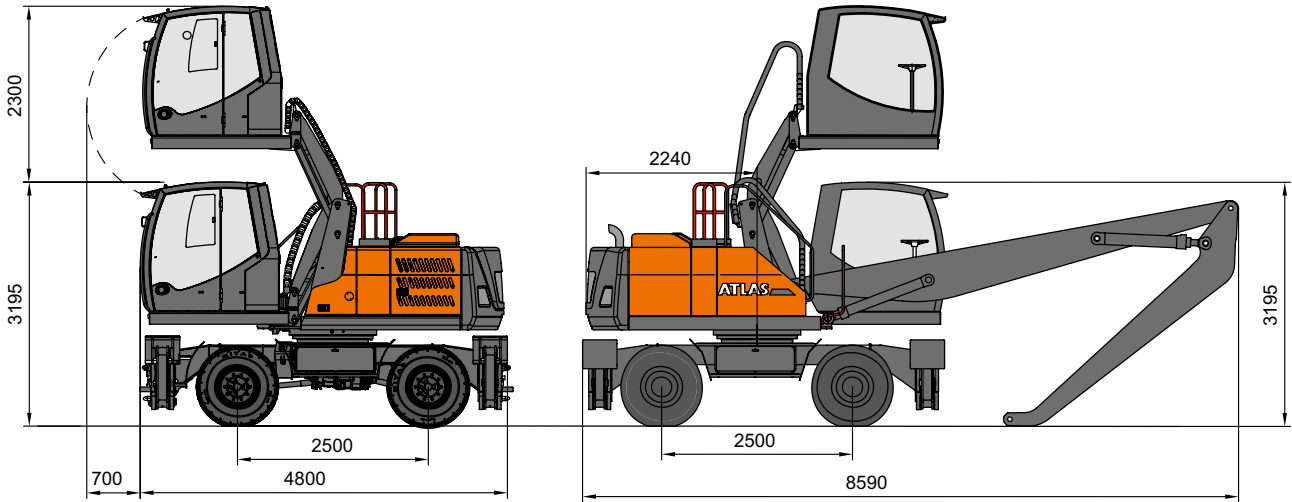
Adjustable Boom, Base Arm 1.95 m (C6.41), Boom 3.62 m (C6.461) + Stick 2.65 m (D6.3). Max. reach 9.73 m													
HEIGHT	Undercarriage position		3.0 m	3.5 m	4.0 m	4.5 m	5.0 m	5.5 m	6.0 m	6.5 m	7.0 m	7.5 m	8.0 m
+ 5.0 m	FRONT 	outriggers down		4489	4522	4158	3867	3629	3432	3267	3129	3017	
		outriggers up	4489	4522	4158	3867	3629	3432	3267	3129	3017		
	LATERAL 	outriggers down	4489	4522	4158	3867	3629	3432	3267	3129	3017		
		outriggers up	4489	4522	4158	3867	3629	3393**	3040*	2732*	2392*		
+ 4.0 m	FRONT 	outriggers down	5688	5796	5083	4559	4158	3840	3581	3367	3186	3030	2778
		outriggers up	5688	5796	5083	4559	4158	3840	3581	3367	3186	3030	2778
	LATERAL 	outriggers down	5688	5796	5083	4559	4158	3840	3581	3367	3186	3030	2778
		outriggers up	5688	5796	5083	4559	4158	3754*	3342*	3002*	2720*	2421*	2124*
+ 3.0 m	FRONT 	outriggers down	5444	5772	5729	5016	4488	4081	3757	3491	3268	3074	2896
		outriggers up	5444	5772	5729	5016	4488	4081	3757	3491	3268	3070*	2813*
	LATERAL 	outriggers down	5444	5772	5729	5016	4488	4081	3757	3491	3268	3074	2896
		outriggers up	5444	5772	5541*	4754*	4150*	3671*	3286*	2966*	2700	2416*	2129*
+2.0 m	FRONT 	outriggers down	6557	6345	6032	5377	4761	4286	3907	3597	3335	3107	2894
		outriggers up	6557	6345	6032	5377	4761	4286	3907	3597	3322*	3048*	2793*
	LATERAL 	outriggers down	6557	6345	6032	5377	4761	4286	3907	3597	3335	3107	2894
		outriggers up	6557	6345	5407*	4649	4070*	3613*	3243*	2942	2696*	2383*	2109*
+1.0 m	FRONT 	outriggers down	7282	6913	6297	5511	4885	4386	3980	3642	3352	3102	2898
		outriggers up	7282	6913	6297	5511	4885	4386	3980	3611*	3303*	3048	2758*
	LATERAL 	outriggers down	7282	6913	6297	5511	4885	4386	3980	3642	3352	3102	2898
		outriggers up	7282	6398	5360*	4606*	4035*	3591*	3231*	2945*	2644*	2332*	2072*
0.0 m	FRONT 	outriggers down	8270	7351	6311	5503	4878	4380	3973	3635	3353	3135	2781
		outriggers up	8270	7351	6311	5503	4878	4380	3970	3612*	3321	3021*	2724*
	LATERAL 	outriggers down	8270	7351	6311	5503	4878	4380	3973	3635	3353	3135	2781
		outriggers up	8004	6439*	5382*	4624*	4052*	3613*	3273*	2913*	2561*	2272*	2040*
-1.0 m	FRONT 	outriggers down	9035	7485	6374	5550	4915	4413	4008	3682	3423	3004	
		outriggers up	9035	7485	6374	5550	4915	4413	4006	3678	3307*	2972*	
	LATERAL 	outriggers down	9035	7485	6374	5550	4915	4413	4008	3682	3423	3004	
		outriggers up	8129*	6537*	5470*	4694*	4090*	3612*	3196*	2802*	2482*	2225*	
-2.0 m	FRONT 	outriggers down	9225	7630	6500	5662	5023	4550	4148	3690	3074		
		outriggers up	9225	7630	6500	5662	5023	4550	4101*	3633*	3074		
	LATERAL 	outriggers down	9225	7630	6500	5662	5023	4550	4148	3690	3074		
		outriggers up	8085*	6473*	5391*	4612*	4024*	3509*	3069*	2718*	2436*		
-3.0 m	FRONT 	outriggers down	9543	7928	6799	5918	5145	4420	3657	2678			
		outriggers up	9543	7928	6799	5918	5145	4420	3657	2678			
	LATERAL 	outriggers down	9543	7928	6799	5918	5145	4420	3657	2678			
		outriggers up	8090*	6468*	5386*	4559*	3910*	3407*	3011*	2678			

The specified max. loading capacities in kilograms (kg) include a stability of 25% or are calculated at 87% of the hydraulic lifting power, as per ISO10567. These values are applicable at the tip of the arm with optimum positioning of the corresponding arm system. Weights of attached load carrying accessories (grab, magnet, load hook, etc.) are not included with the load carrying values. *Value limited due to excavator stability.

All loading capacities are listed with 2.5 m undercarriage width. The undercarriage may be delivered with 2.75 m width as an option.

DIMENSION 200MH

Dimensions



GANDERKESEE FACTORY

Atlas GmbH
Atlasstraße 6
D-27777 Ganderkesee,
Germany

Tel.: +49 (0) 4222 954 0
Fax: +49 (0) 4222 954 220
E-mail: info@atlasgmbh.com
www.atlasgmbh.com



VECHTA FACTORY

Atlas GmbH
Theodor-Heuss-Str. 3
D-49377 Vechta
Germany

T: +49 (0) 4441 954 0
F: +49 (0) 4441 954 299
E-mail: info@atlasgmbh.com
www.atlasgmbh.com



DELMENHORST FACTORY

Atlas GmbH
Stedinger Straße 324
D-27751 Delmenhorst
Germany

T: +49 (0) 4221 49 10
F: +49 (0) 4221 49 14 43
E-mail: info@atlasgmbh.com
www.atlasgmbh.com



ATLAS CRANES UK LTD NATIONAL SALES & SERVICE FACILITY

Wharfedale Road,
Euroway Trading Est.
Bradford, England BD4 6SL
United Kingdom

T: +44 8444 99 66 88
F: +44 1274 65 37 85
E-mail: atlasuk@atlasgmbh.com
www.atlas-cranes.co.uk
www.atlasgmbh.com

ATLAS SINCE 1919 **Material Handling
Machine 200MH**



www.atlasgmbh.com

ATLAS GmbH
EXCAVATORS
Atlasstraße 6
D-27777 Ganderkesee, Germany
T: +49 (0) 4222 954 0
Fax: +49 (0) 4222 954 220
info@atlasgmbh.com