

ATLAS

SINCE 1919

**STABLE.
STRONG.
STEADY.**

-  14.0 - 15.9 t
-  95 kW (130) HP
-  0.7 - 1.0 m³



WHEELED EXCAVATOR 140W Bigfoot

WWW.ATLASGMBH.COM

140W Bigfoot



**GREATEST RANGE
HIGHEST LOAD CAPACITIES
BEST VIEW FROM THE CABIN**

**LOW FUEL CONSUMPTION
LOWEST GROUND PRESSURE
SWIVEL RADIUS LESS THAN 2.0 METERS**

**ROAD REGISTRATION
WITH A SECOND ARTICULATED ARM 2.0 METERS
AND CUTTING BAR OVER 4.3 METERS**



TECHNICAL SPECIFICATION 140W Bigfoot

Technical specification

ENGINE

Power rating..... 95 kW (130 HP)	Number of cylinders 4	Generator..... 24 V / 100 A
RPM 1800/min	Bore / cylinder stroke 101 / 126	Starter..... 24 V / 4 kW
Make / model Deutz TCD 4.1 (Tier 4F)	Cooling system Water-cooled	
Design..... Turbocharger	Air filter..... Dry air filter	
Displacement..... 4038 cm ³	Battery..... 2 x 12 V / 100 Ah	

HYDRAULIC SYSTEM

• AWE 5 system (Load sensing)	• Suction valves for all work functions	• 2 additional circuits for additional consumer loads possible
• Load limit controlled high-performance pump	• Load-retaining and fine lowering valves in lifting circuit	• Max. oil flow 240 l/min
• Fuel-efficient flow-on-demand control	• Pipe break protection valves for lifting and articulated cylinders	• Max. operating pressure 350 bar
• Sensitive, proportional, independent control	• Grab / grab-rotating function equipped as standard	• Operating modes: 3 pre-programmed modes (Fine, Eco, Power)
• Primary and secondary protection against overload		

SWING ASSEMBLY

A hydrostatic drive with a 2-tier planetary gear and an axial piston motor acts like a wear-resistant service brake. Additional spring-mechanism multi-disc brake as a parking brake.	Axial piston motor with priority valve	• Max. swing speed 9/min
	Planetary transmission	• Swing torque 36 kNm
	Automatically controlled multi-disc brake	

TRACTION DRIVE AND BRAKES

• Variable displacement motor	• Automotive traveling and cruise control	• Tractive force..... 83.0 kN
• Power-shift transmission	• Max. speed..... 20 km/h	• Max. gradeability..... 65 %
• Double-acting brake valve	• Off-road speed 5 km/h	• Dual-circuit brake system Multi-disc
• Travel direction pre-selection via switch in joystick	• Crawling speed..... 1 km/h	• Parking brake Multi-disc

UNDERCARRIAGE

• 28 tons special excavator axles with 35% limited slip differential	• Steering axle with automatic oscillating axle locking	• 4 tires (optional) 710 - 26.5
--	---	---------------------------------------

FILL CAPACITIES

• Fuel tank 240 litres	• Engine oil..... 10 litres	• Hydraulic system..... 200 litres
• Cooling system 35 litres	• Hydraulic tank 125 litres	• Ad Blue® 20 litres

DRIVER'S CAB

• Meets latest safety standards (ROPS)	CONTROL:	CLIMATE CONTROL:
• Extra large entry zone	• Ergonomic joysticks with proportional slide control	• Air conditioning with Climatronic
• Spacious leg room	• Slim steering column, height and tilt adjustable	• Excellent air distribution through optimally arranged nozzles
• Excellent circumferential visibility	• Indicators, controls and operating switches are clearly arranged	
• Preparation for radio installation with mute function		SOUND LEVELS:
	MONITORING:	• ISO 6396 (L _{pA}) in driver's cab 72 dB(A)
DRIVER'S SEAT:	• Operating data display screen	• 2000/14 EG (L _{wA}) ambience level 96 dB(A)
• Air-cushioned comfort seat (seat heating optional)	• Automatic system for monitoring, warning and storage of data	
• Arm rests and lumbar support		
• Seat adjustable separately from console		

WORKING EQUIPMENT 140W Bigfoot

Working equipment

EQUIPMENT

BASIC UNIT ATLAS 140W

STANDARD EQUIPMENT:		
<ul style="list-style-type: none"> Wheel Excavator 140W with SDB and 2 lifting cylinders (A4.2) 	Engine: <ul style="list-style-type: none"> Automatic idling system Cold start assistance Diesel pre-filter Engine monitoring 	<ul style="list-style-type: none"> Different options for storage, compartment for documents Rear view security camera Seat adjustable separately from console Heat-absorbing glass, tinted windows Automotive drive and cruise control Operating data display screen
* SDB = support and dozer blade		
BOOMS:		
<ul style="list-style-type: none"> Monoblock boom with stick cylinder 4.22 m (C3.3M) Adjustable boom consisting of base arm 1.95 m (C3.41) with adjusting cylinder plus boom 3.07 m (C346) with stick cylinder Adjustable boom consisting of base arm 1.95 m (C3.41) with adjusting cylinder plus boom 3.47 m (C346.1) with stick cylinder 	Hydraulic system: <ul style="list-style-type: none"> Accumulator for emergency lowering of boom system Proportional grab/grab rotating function Pipe break protection valves for lifting and articulated cylinders 	<ul style="list-style-type: none"> Bottle holder
STICKS:		
<ul style="list-style-type: none"> Stick 1.96 m (D32) Stick 2.50 m (D33) Stick 3.0 Meter (D331) 	<ul style="list-style-type: none"> Max. load-limit control Cylinder end position damping 	EQUIPMENT: <ul style="list-style-type: none"> Joint bearings in stick and bucket cylinders Combined lubricating points for swing bearing and arm equipment
BUCKET TIPPING CYLINDER:		
<ul style="list-style-type: none"> Bucket tipping cylinder with bucket linkage (F31) 	Cab: <ul style="list-style-type: none"> Air conditioning with Climatronic Radio preparation with mute function Slim steering column, height and tilt adjustable Ready for electric cooling box 	UNDERCARRIAGE: <ul style="list-style-type: none"> Power-shift transmission Wet disc brakes Toolbox in undercarriage ZF axles

ADDITIONAL EQUIPMENT

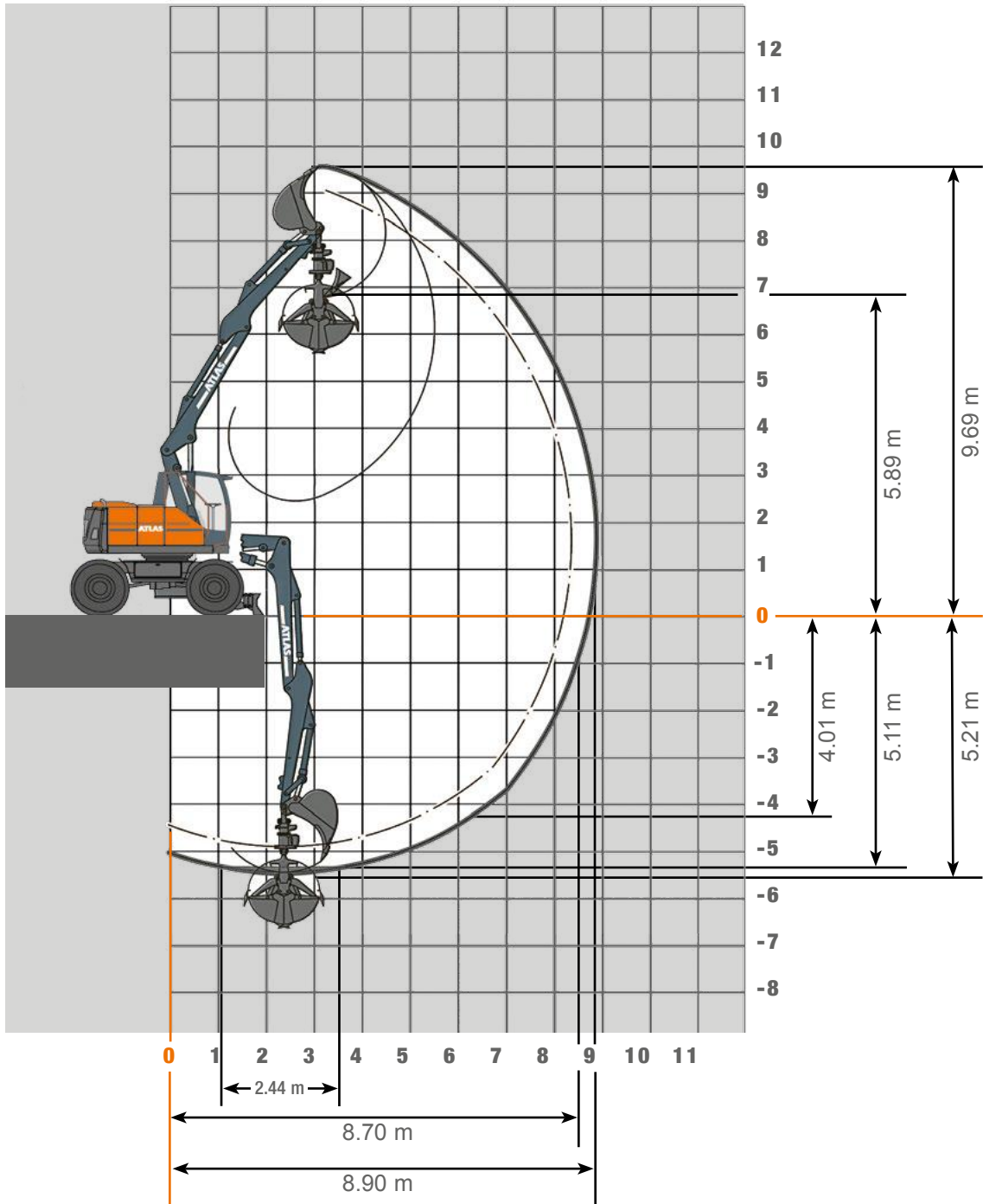
Engine: <ul style="list-style-type: none"> Refueling pump Engine speed adjustment via potentiometer Auxiliary heating 	Cab: <ul style="list-style-type: none"> Cab protection guard Beacon light BHeated driver's seat GPS/GSM telemetric system for monitoring of operating data, consumption, position Radio, USB Electric cooling box Cab elevation LED working lights 270° camera system Proportional control of supports by slide in joystick Alarm-signal while driving 	<ul style="list-style-type: none"> Joystick steering Head rest
Hydraulic system: <ul style="list-style-type: none"> Hydraulic kit, to operate front and rear supports separately Hydraulic kit, to operate supports per axle separately Biodegradable oil 		Undercarriage: <ul style="list-style-type: none"> Wide axles (overall width 2750 mm) Wide dozer blade (2750 mm) High-speed option 36 km/h Gear protection Wheel cover Trailer hitch
Working equipment: <ul style="list-style-type: none"> Automatically controlled and monitored electric central lubrication system for uppercarriage and arm equipment 		Further special equipment: See price list

ATTACHMENTS (SELECTION)

	Bucket F415	Bucket F417
Capacity SAE	0,67 m ³	0,92 m ³
Cutting width	850 mm	1100 mm



















WORKING RANGES 140W Bigfoot

Working ranges Adjustable boom: Base arm 1.95 m (C3.41) and boom 3.07 m (C3.46) with stick 2.50 m (D33)



LIFTING CAPACITIES 140W Bigfoot

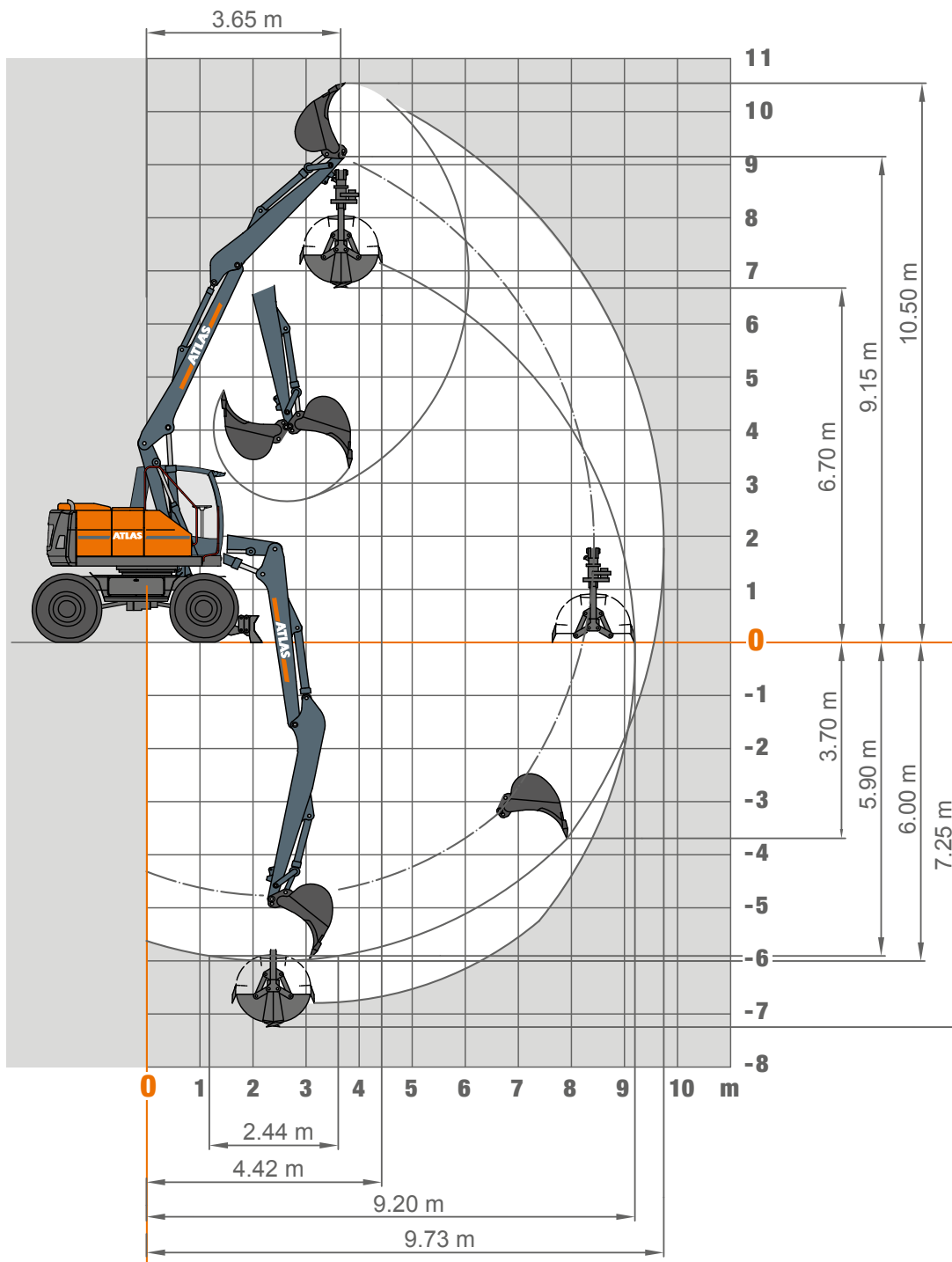
Lifting capacities Adjustable boom: Base arm 1.95 m (C3.41) and boom 3.07 m (C346)

Lifting capacities Adjustable boom: Base arm 1.95 m (C3.41) and boom 3.07 m (C346) with stick 2.50 m (D33). Max reach 8,90 m													
Height	Undercarriage type		2.5 m	3.0 m	3.5 m	4.0 m	4.5 m	5.0 m	5.5 m	6.0 m	6.5 m	7.0 m	
+5.0 m	FRONT						3741	3523	3343	3194	3072	2981	
		SDB front, raised					3741	3523	3343	3194	3072	2981	
	LATERAL							3741	3523	3343	3194	3072	2732*
		SDB raised						3741	3523	3343	3126*	2751*	2387*
+ 4.0 m	FRONT			5188	4588	4147	3808	3540	3323	3144	2995	2837	
		SDB front, raised		5188	4588	4147	3808	3540	3323	3144	2995	2837	
	LATERAL			5188	4588	4147	3808	3540	3323	3081*	2753*	2415*	
		SDB raised		5188	4588	4147	3808	3523*	3092	2745*	2409*	2107*	
+ 3.0 m	FRONT			6355	5400	4700	4195	3814	3515	3272	3069	2892	
		SDB front, raised	6355	6245	5400	4700	4195	3814	3515	3272	3069	2892	
	LATERAL			6355	5400	4700	4195	3814	3426*	3053*	2744*	2414*	
		SDB raised	6355	6245	5400	4684*	3989*	3465*	3055*	2729*	2402*	2105*	
+ 2.0 m	FRONT			7583	6132	5213	4562	4077	3700	3398	3144	2921	
		SDB front, raised	7583	6893	6132	5213	4562	4077	3700	3398	3144	2921	
	LATERAL			7583	6132	5187	4419*	3842*	3391*	3035*	2714*	2392*	
		SDB raised	7583	6861*	5512*	4593*	3928*	3425	3033	2722*	2371*	2084*	
+ 1.0 m	FRONT			8191	6397	5469	4771	4234	3811	3465	3172	2935	
		SDB front, raised	8191	7369	6397	5469	4771	4234	3811	3465	3172	2935	
	LATERAL			8191	6193*	5144*	4388*	3822*	3388*	3046*	2665*	2354*	
		SDB raised	8191	6837*	5479*	4567*	3909*	3420*	3050*	2659*	2321*	2047*	
+ 0 m	FRONT			9209	6420	5490	4795	4255	3825	3478	3213	2871	
		SDB front, raised	9209	7725	6420	5490	4795	4255	3825	3478	3213	2871	
	LATERAL			9209	6225	5167*	4413*	3856*	3417*	2965*	2605*	2315*	
		SDB raised	9147*	6887	5514*	4596*	3949*	3429*	2973*	2579*	2263*	2008*	
-1.0 m	FRONT			9825	6501	5555	4852	4313	3919	3533	3072		
		SDB front, raised	9825	7830	6501	5555	4852	4313	3919	3533	3072		
	LATERAL			9825	6327*	5266	4487*	3846*	3306*	2885*	2555*		
		SDB raised	9321*	6950*	5514*	4556*	3869*	3330*	2865*	2501*	2215*		
- 2.0 m	FRONT			10065	6688	5767	5026	4371	3746	3073			
		SDB front, raised	10065	8033	6688	5767	5026	4371	3746	3073			
	LATERAL			10065	6415*	5253*	4374*	3722*	3227*	2840*			
		SDB raised	9267*	6858*	5434*	4494*	3761*	3211*	2789*	2457*			
- 3.0 m	FRONT			10000	6435	5284	4316	3412	2476				
		SDB front, raised	10000	7924	6435	5284	4316	3412	2476				
	LATERAL			10000	7924	6349*	5138*	4294*	3412	2476			
		SDB raised	9354*	6862*	5372*	4385*	3685*	3164*	2476				

The specified max. loading capacities in kilogrammes (kg) include a stability of 25% or are calculated at 87% of the hydraulic lifting power, as per ISO10567. These values are applicable at the tip of the arm with optimum positioning of the corresponding arm system. Weights of attached load carrying accessories (grab, magnet, load hook, etc.) are not included with the load carrying values. *Value limited due to excavator stability.




























WORKING RANGES 140W Bigfoot

Working ranges Adjustable boom: Base arm 1.95 m (C3.41) and boom 3.47 m (C346.1) with stick 3.00 m (D331)



LIFTING CAPACITIES 140W Bigfoot

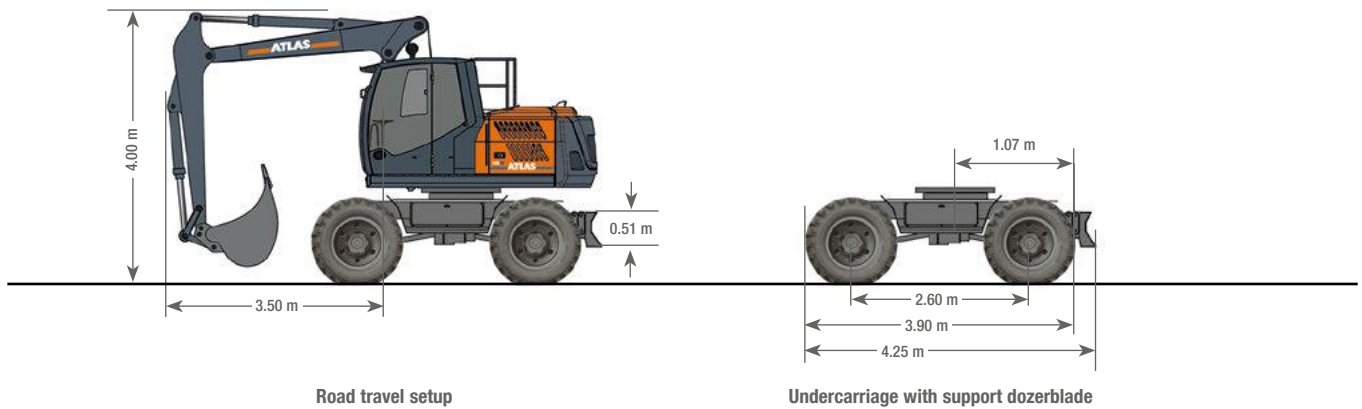
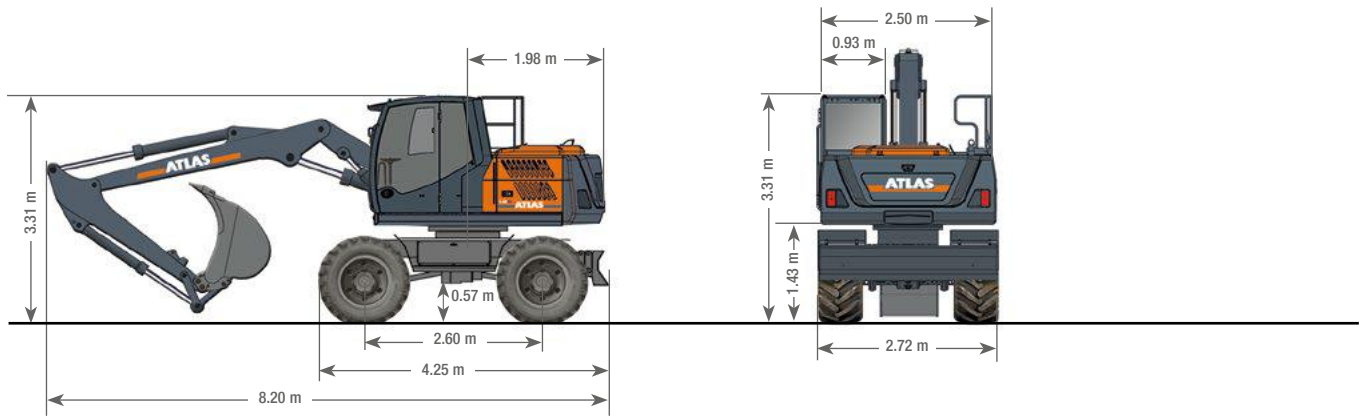
Lifting capacities Adjustable boom: Base arm 1.95 m (C3.41) and boom 3.47 m (C346.1)

Lifting capacities Adjustable boom: Base arm 1.95 m (C3.41) and boom 3.47 m (C346.1) with stick 3.00 m (D331). Max reach 9.73 m														
Height	Undercarriage type		2.5 m	3.0 m	3.5 m	4.0 m	4.5 m	5.0 m	5.5 m	6.0 m	6.5 m	7.0 m	7.5 m	8.0 m
+5.0 m	FRONT						3155	2986	2842	2720	2616	2529	2459	
							3155	2986	2842	2720	2616	2529	2459	
	LATERAL						3155	2986	2842	2720	2616	2487*	2216*	
+4.0 m	FRONT				4236	3814	3490	3233	3025	2852	2707	2583	2476	2301
					4236	3814	3490	3233	3025	2852	2707	2583	2476	2301
	LATERAL				4236	3814	3490	3233	3025	2852	2707	2467*	2230*	1976*
+3.0 m	FRONT			5282	5082	4401	3912	3543	3254	3021	2829	2667	2526	2399
				5282	5082	4401	3912	3543	3254	3021	2829	2667	2526	2399
	LATERAL			5282	5082	4401	3912	3543	3254	3002	2697*	2444*	2224*	1975*
+2.0 m	FRONT		6066	6022	5656	4946	4311	3839	3476	3186	2949	2750	2576	2418
			6066	6022	5656	4946	4311	3839	3476	3186	2949	2750	2576	2418
	LATERAL		6066	6022	5656	4946	4311	3756*	3314*	2961*	2669	2430*	2200*	1956*
+1.0 m	FRONT		6881	6561	6037	5251	4564	4041	3631	3302	3031	2801	2598	2425
			6881	6561	6037	5251	4564	4041	3631	3302	3031	2801	2598	2425
	LATERAL		6881	6561	6014*	4996*	4266	3715*	3282*	2941*	2662*	2439*	2161*	1924*
+0 m	FRONT		7839	7099	6187	5289	4617	4094	3676	3333	3047	2808	2619	2396
			7839	7099	6187	5289	4617	4094	3676	3333	3047	2808	2619	2396
	LATERAL		7839	7099	6021*	4995*	4259*	3709*	3285*	2953*	2699*	2377*	2110*	1890*
-1.0 m	FRONT		8955	7532	6245	5328	4645	4116	3695	3355	3078	2867	2582	2123
			8955	7532	6245	5328	4645	4116	3695	3355	3078	2867	2582	2123
	LATERAL		8955	7532	6088*	5048	4305*	3756*	3344	2983*	2611*	2308*	2063*	1865*
-2.0 m	FRONT		9630	7664	6353	5420	4726	4193	3780	3470	3122	2705	2132	
			9630	7664	6353	5420	4726	4193	3780	3470	3122	2705	2132	
	LATERAL		9630	7664	6213*	5166	4387*	3789*	3295*	2870*	2531*	2258*	2036*	
-3.0 m	FRONT		9913	7905	6573	5642	4947	4325	3761	3204	2590			
			9913	7905	6573	5642	4947	4325	3761	3204	2590			
	LATERAL		9913	7905	6303*	5159*	4341*	3684*	3189*	2801*	2491*			
			9098*	6722*	5322*	4399*	3726*	3169*	2748*	2416*	2149*			

The specified max. loading capacities in kilogrammes (kg) include a stability of 25% or are calculated at 87% of the hydraulic lifting power, as per ISO10567. These values are applicable at the tip of the arm with optimum positioning of the corresponding arm system. Weights of attached load carrying accessories (grab, magnet, load hook, etc.) are not included with the load carrying values. *Value limited due to excavator stability.

DIMENSIONS 140W Bigfoot

Dimensions



GANDERKESEE FACTORY

Atlas GmbH
Atlasstraße 6
D-27777 Ganderkesee,
Germany

Tel.: +49 (0) 4222 954 0
Fax: +49 (0) 4222 954 220
E-mail: info@atlasgmbh.com
www.atlasgmbh.com



VECHTA FACTORY

Atlas GmbH
Theodor-Heuss-Str. 3
D-49377 Vechta
Germany

T: +49 (0) 4441 954 0
F: +49 (0) 4441 954 299
E-mail: info@atlasgmbh.com
www.atlasgmbh.com



DELMENHORST FACTORY

Atlas GmbH
Stedinger Straße 324
D-27751 Delmenhorst
Germany

T: +49 (0) 4221 49 10
F: +49 (0) 4221 49 14 43
E-mail: info@atlasgmbh.com
www.atlasgmbh.com

ATLAS CRANES UK LTD

LADEKRANE
Wharfedale Road,
Euroway Trading Est.
Bradford, England BD4 6SL
United Kingdom

T: +44 8444 99 66 88
F: +44 1274 65 37 85
E-mail: atlasuk@atlasgmbh.com
www.atlas-cranes.co.uk
www.atlasgmbh.com

ATLAS SINCE 1919 **Wheeled Excavator
140W Bigfoot**



www.atlasgmbh.com

ATLAS GmbH
EXCAVATOR
Atlasstraße 6
D-27777 Ganderkesee, Germany
T: +49 (0) 4222 954 0
Fax: +49 (0) 4222 954 220
info@atlasgmbh.com